

ROBUS®

EMERGENCY

SWISS PLUS DUAL TEST EXIT SIGN

1.9W, IP20



PRODUCT INFORMATION DOCUMENT

CONSTRUCTION

- White and Black polycarbonate housing/trim material
- Polycarbonate light guide plate
- FR4 composite aluminium PCB
- LiFePO4 battery

FEATURES

- Dual Test facility allows selection between manual and fully automated self-test functionality for enhanced reliability and compliance
- The same universal fitting can be used as wall and ceiling applications with use of mounting bracket accessories
- Maximum 26m viewing distance visibility
- Manual test switch allows testing without the need to turn off general lighting
- LiFePO4 battery technology provides fast charge, a high number of charge/ discharge cycles and a 3 hour emergency light output



WARRANTY



LIFETIME



LUMENS PER W



IP RATING



OPERATING VOLTAGE



BEAM ANGLE



CCT



SAFETY CLASS



TESTING



EMERGENCY WARRANTY



BATTERY

Product Code:	
White	RSP3DT-01
Black	RSP3DT-04
Comparable to:	8W T5 Fluorescent
Total Power (W):	1.9
Power Factor:	0.4
Total Light Output (lm):	50
Total Emergency Light Output (lm):	30
Efficacy (lm/cctW):	26
Lux at 1m (lux):	4
Emergency Lux at 1m (lux):	2.5
CCT (K):	7000
CRI:	80
SDCM:	6
UGR:	27.9
IP:	20
Operation Temperature (°C):	0 ≤ Ta ≤ +40
Inrush Current:	3.1A/28us
Rated Life to L70B50 (Hrs):	50000
Dimensions LxWxH (mm):	285x211x35
Weight (kg):	0.6

Product is certified to all the relevant standards.

Please contact our technical department for market specific compliances.

PLEASE NOTE: INFORMATION IN THIS DOCUMENT MAY BE SUBJECT TO CHANGE WITHOUT PRIOR NOTICE

IRE: TEL: +353 1 709 9000
UK: TEL: 0800 973 220
AUS: TEL: +61 7 3890 5444
NZ: TEL: +64 03 668 5285

WEB: ROB.US.COM
WEB: ROB.US.COM
WEB: ROB.US.COM.AU
WEB: ROB.USLED.CO.NZ

LED GROUP EUROPE · UK · AUSTRALIA · NEW ZEALAND · ASIA · MIDDLE EAST · AFRICA

SWISS PLUS DUAL TEST EXIT SIGN

1.9W, IP20

Cone Illuminance Diagram

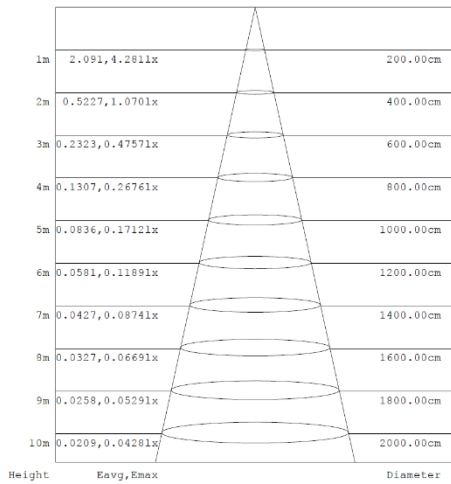


Diagram for RSP3DT-01 in maintained mode. Other diagrams available on request

Polar Intensity Diagram

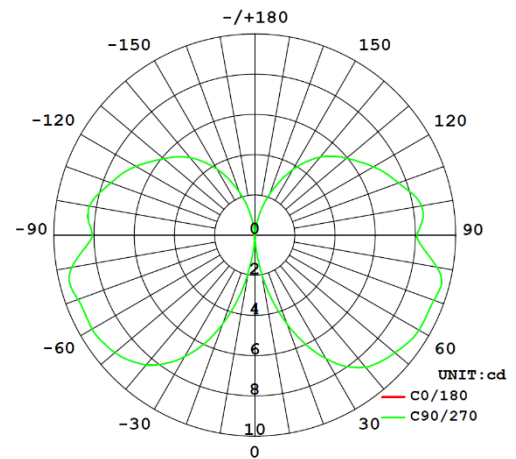
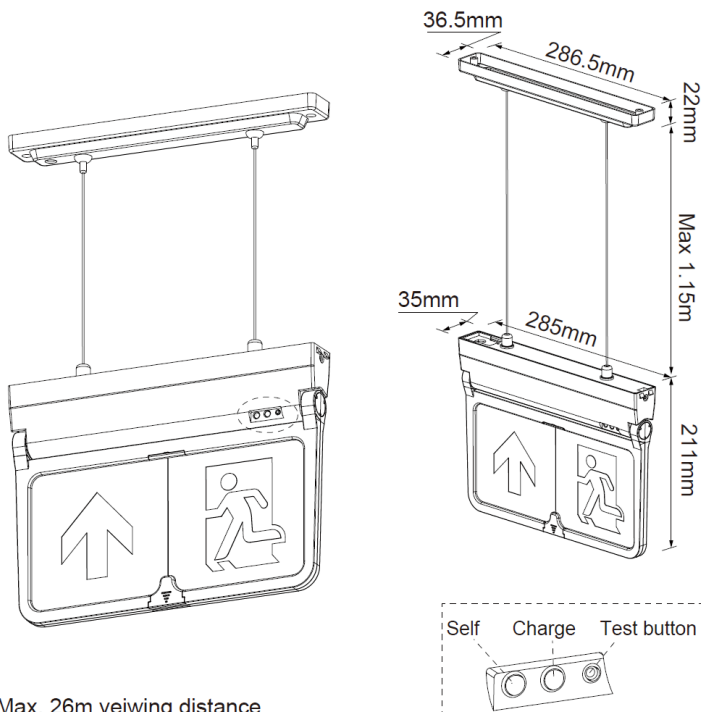


Diagram for RSP3DT-01 in maintained mode. Other diagrams available on request

Dimension Diagram



Accessories

- RSPRM-01 SWISS PLUS Recessed Mount Accessory White
- RSPRM-04 SWISS PLUS Recessed Mount Accessory Black
- RSPWM-01 SWISS PLUS Side Wall Mount Accessory White
- RSPWM-04 SWISS PLUS Side Wall Mount Accessory Black

PLEASE NOTE: INFORMATION IN THIS DOCUMENT MAY BE SUBJECT TO CHANGE WITHOUT PRIOR NOTICE

IRE: TEL: +353 1 709 9000
 UK: TEL: 0800 973 220
 AUS: TEL: +61 7 3890 5444
 NZ: TEL: +64 03 668 5285

WEB: ROBUS.COM
 WEB: ROBUS.COM
 WEB: ROBUS.COM.AU
 WEB: ROBUSLED.CO.NZ

LED GROUP EUROPE · UK · AUSTRALIA · NEW ZEALAND · ASIA · MIDDLE EAST · AFRICA