

FREDDIE

CCT3 LED QUAD POWER WALL LIGHT

12/16/20/24W, IP65




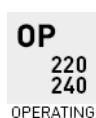

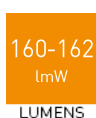
PRODUCT INFORMATION DOCUMENT

FEATURES

- Unique multi-wattage, multi-CCT design allows selection between four power and three colour temperature settings to suit requirements of any application
- Polycarbonate housing and the diffuser providing very high impact protection rating of IK10
- Can be wired using side cable entry suitable for PG20 cable gland or BESA box mounting on the back of the fitting
- Adaptable design allows converting to microwave, photocell or emergency using available plug and play accessories

CONSTRUCTION

- Polycarbonate housing and diffuser
- Aluminium LED tray
- Complete with stainless steel screws



Product Code:	RFDX0-04
Comparable to:	30-50W metal halide
Total Power (W):	11.7/15.5/19.1/22.9
Power Factor:	0.55
Total Light Output (lm):	1890/5210/3070/3660
Total Emergency Light Output (lm):	250
Efficacy (lm/cctW):	162/162/161/160
Lux at 1m (lux):	680/900/1100/1310
Emergency Lux at 1m (lux):	90
CCT (K):	3000/4000/6500
CRI:	80
IP:	65
IK:	10
Operation Temperature (°C):	-20 ≤ Ta ≤ +40
Inrush Current:	3.2A/103us
RG Value:	0
SDCM:	6
Pst LM:	NA
SVM:	NA
Energy Class:	C
Rated Life to L70B50 (Hrs):	50000
Dimensions LxWxH (mm):	260x360x160
Weight (kg):	0.72

Separate Control Gear Information	
Type of Light Source:	LED
Full Load Efficiency (%):	95
P _{NET} (W):	NA
Dimensions (mm):	90x36x22

Please contact our technical department for market specific compliances.

PLEASE NOTE: INFORMATION IN THIS DOCUMENT MAY BE SUBJECT TO CHANGE WITHOUT PRIOR NOTICE

IRE: TEL: +353 1 709 9000
 UK: TEL: 0800 973 220
 AUS: TEL: +61 7 3890 5444
 NZ: TEL: +64 03 668 5285

WEB: ROBUS.COM
 WEB: ROBUS.COM
 WEB: ROBUS.COM.AU
 WEB: ROBUSLED.CO.NZ

LED GROUP EUROPE · UK · AUSTRALIA · NEW ZEALAND · ASIA · MIDDLE EAST · AFRICA

FREDDIE
CCT3 LED QUAD POWER WALL LIGHT
12/16/20/24W. IP65

Cone Illuminance Diagram


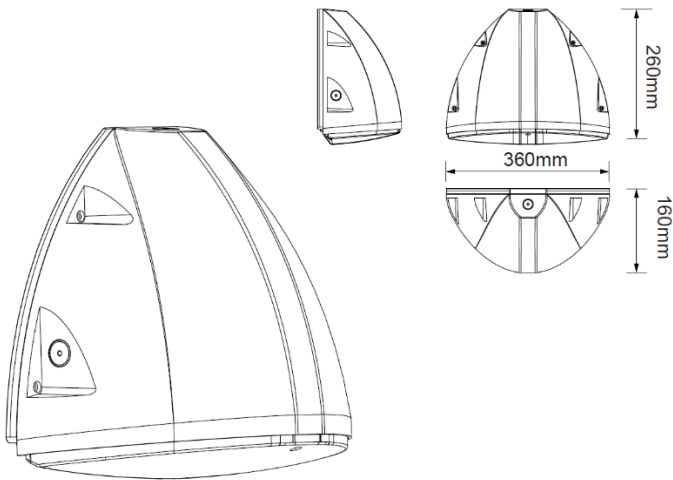


Diagram for RFDX-04 in 24W 4000K. Other diagrams available on request

Dimension Diagram



Sensor Data

Time Off Delay:	5s/ 90s/ 5min/ 10min
Illuminance Switching Range:	10lux/ 25lux/ 50lux/ Disable
Sensitivity Range (%):	50%/100%
Mounting Height (max):	5
Detection Zone Diameter (max):	6

Polar Intensity Diagram

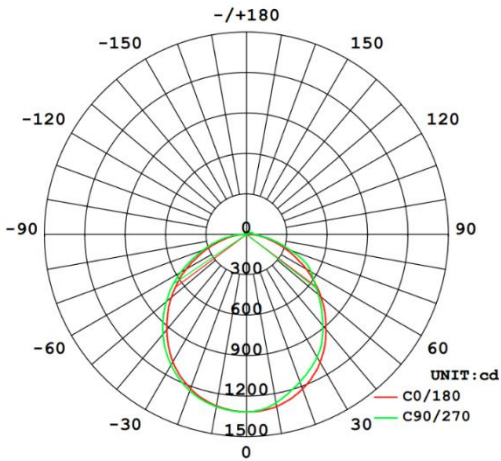


Diagram for RFDX-04 in 24W 4000K. Other diagrams available on request

Accessories

NA