

EARL 2 DUAL WATTAGE CCT3 LED BATTEN

10W/20W, 20W/40W, 30W/60W IP20



PRODUCT INFORMATION DOCUMENT

CONSTRUCTION

- White powder coated extruded aluminium base
- White polycarbonate end caps
- Opal diffuser
- Composite FR4/Aluminium PCB

FEATURES

- Unique design allows selection between two wattages and three colour temperature to suit requirements of any application
- Low profile housing with attractive aesthetics
- Equipped with large screw terminal block allowing max 2.5mm² conductors
- Rear centre position cable entry point fitted with cable grommet
- Suitable for switching by external PIR, Microwave or Photocell



WARRANTY



LUMINAIRE LIFETIME



LUMENS PER W



IK RATING



IP RATING



OPERATING VOLTAGE



BEAM ANGLE



DIMMING



CCT



SAFETY CLASS

Product Code:	RERXCCT306-01	RERXCCT312-01	RERXCCT315-01
Comparable to:	1x/2x18W T8 fluorescent	1x/2x36W T8 fluorescent	1x/2x70W T8 fluorescent
Total Power [W]:	10.8/20.2	18.9/37.1	29.5/55.1
Power Factor:	0,9	0,9	0,9
Total Light Output (lm):	1230/2210	2390/4380	3910/6840
Total Emergency Light Output (lm):	NA	NA	NA
Efficacy (lm/cctW):	115/109	126/118	132/124
Lux at 1m (lux):	410/740	760/1400	1240/2180
Emergency Lux at 1m (lux):	NA	NA	NA
CCT (K):	3000/4000/6500	3000/4000/6500	3000/4000/6500
CRI:	80	80	80
SDCM:	5 (SDCM 3 for 3000K, 6500K)	5 (SDCM 3 for 3000K, 6500K)	5 (SDCM 3 for 3000K, 6500K)
UGR:	26,2	26,4	27,5
IP:	20	20	20
Operation Temperature [°C]:	-20 ≤ Ta ≤ +40	-20 ≤ Ta ≤ +40	-20 ≤ Ta ≤ +40
Inrush Current:	15.6A/260us	15.6A/260us	15.6A/260us
Energy Class:	D	D	D
Rated Life to L70B50 (Hrs):	30000	30000	30000
Dimensions LxWxH (mm):	600x83x35	1200x83x35	1500x83x35
Weight (kg):	0.42	0.8	1.05

Product is certified to all the relevant standards.

Please contact our technical department for market specific compliances.

PLEASE NOTE: INFORMATION IN THIS DOCUMENT MAY BE SUBJECT TO CHANGE WITHOUT PRIOR NOTICE

IRE: TEL: +353 1 709 9000
 UK: TEL: 0800 973 220
 AUS: TEL: +61 7 3890 5444
 NZ: TEL: +64 03 668 5285

WEB: ROBUS.COM
 WEB: ROBUS.COM
 WEB: ROBUS.COM.AU
 WEB: ROBUSLED.CO.NZ

LED GROUP EUROPE · UK · AUSTRALIA · NEW ZEALAND · ASIA · MIDDLE EAST · AFRICA

BARON 2 DUAL WATTAGE CCT3 LED BATTEN

10W/20W, 20W/40W, IP20

Cone Illuminance Diagram

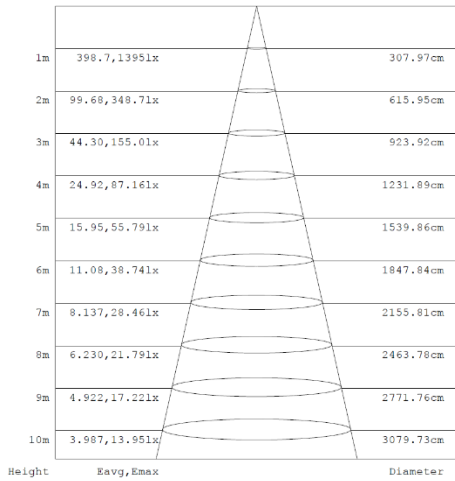


Diagram for RERXCCT312-01 in 4000K. Other diagrams available on request

Polar Intensity Diagram

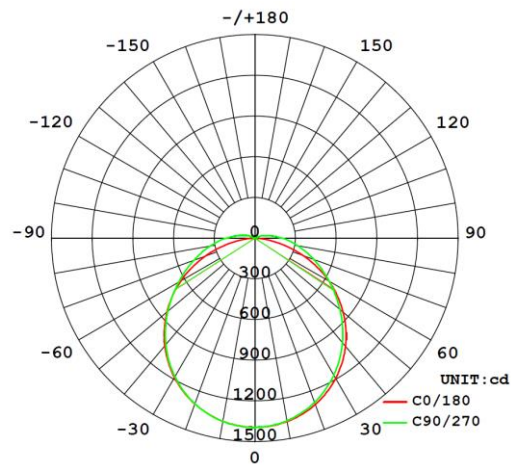
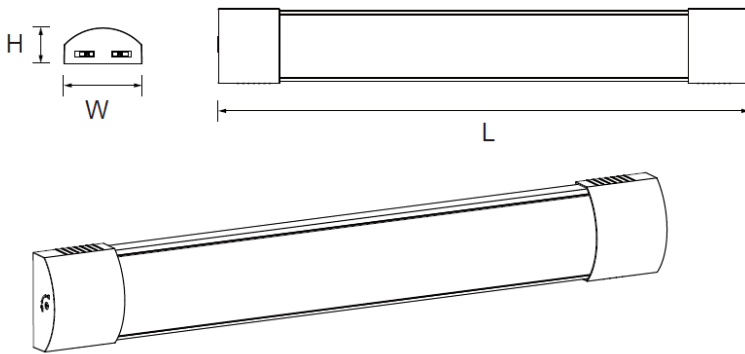


Diagram for RERXCCT312-01 in 4000K. Other diagrams available on request

Dimension Diagram



	Wattage	L	W	H	Weight
RERXCCT306-01	10W/20W	600mm	83mm	35mm	0.42kg
RERXCCT312-01	20W/40W	1200mm	83mm	35mm	0.80kg
RERXCCT315-01	30W/60W	1500mm	83mm	35mm	1.05kg

PLEASE NOTE: INFORMATION IN THIS DOCUMENT MAY BE SUBJECT TO CHANGE WITHOUT PRIOR NOTICE

IRE: TEL: +353 1 709 9000
 UK: TEL: 0800 973 220
 AUS: TEL: +61 7 3890 5444
 NZ: TEL: +64 03 668 5285

WEB: ROB.US.COM
 WEB: ROB.US.COM
 WEB: ROB.US.COM.AU
 WEB: ROB.USLED.CO.NZ

LED GROUP EUROPE · UK · AUSTRALIA · NEW ZEALAND · ASIA · MIDDLE EAST · AFRICA