

DUOFINCH LED SPIKE/ SURFACE MOUNTED LIGHT

4W, IP65



PRODUCT INFORMATION DOCUMENT

FEATURES

- 2-in-1 Design: use as a spike light for in-ground installation or surface mounted for patios and walls
- Adjustable: 90 degree tilt allows directing light where required
- 12V Low voltage: compliant with new building regulations, offering safer, low-energy operation
- Requires external transformer (R35WLEDT) sold separately
- 3000K warm white LED: creates a cozy, inviting ambiance with soft, warm white lighting
- Compact & modern design: sleek appearance that complements any garden or outdoor space

CONSTRUCTION

- Fully polycarbonate housing with tempered glass diffuser
- ABS ground spike
- Complete with stainless steel screws
- Prewired with 1m rubber flex



WARRANTY



LUMINAIRE
LIFETIME



LUMENS
PER W



IK RATING



IP RATING



OPERATING
VOLTAGE



BEAM ANGLE



DIMMING



CCT



SAFETY
CLASS



ADJUSTMENT
TILT

Product Code:	RDF0530-04
Comparable to:	50W halogen
Total Power (W):	3.7
Power Factor:	NA
Total Light Output (lm):	400
Total Emergency Light Output (lm):	NA
Efficacy (lm/cctW):	108
Lux at 1m (lux):	1030
Emergency Lux at 1m (lux):	NA
CCT (K):	3000
CRI:	80
IP:	65
Operation Temperature (°C):	-20 ≤ Ta ≤ +40
Inrush Current:	NA
RG Value:	0
SDCM:	6
P _{st} LM:	NA
SVM:	NA
Energy Class:	E
Rated Life to L70B50 (Hrs):	30000
Dimensions LxWxH (mm):	107x90x315
Weight (kg):	0.32
Separate Control Gear Information	
Type of Light Source:	NA
Full Load Efficiency (%):	NA
P _{NET} (W):	NA
Dimensions (mm):	NA

Product is certified to all the relevant standards.

Please contact our technical department for market specific compliances.

PLEASE NOTE: INFORMATION IN THIS DOCUMENT MAY BE SUBJECT TO CHANGE WITHOUT PRIOR NOTICE

IRE: TEL: +353 1 709 9000
UK: TEL: 0800 973 220
AUS: TEL: +61 7 3890 5444
NZ: TEL: +64 03 668 5285

WEB: ROBUS.COM
WEB: ROBUS.COM
WEB: ROBUS.COM.AU
WEB: ROBUSLED.CO.NZ

LED GROUP EUROPE · UK · AUSTRALIA · NEW ZEALAND · ASIA · MIDDLE EAST · AFRICA

ROBUS®

OUTDOOR

DUOFINCH LED SPIKE/ SURFACE MOUNTED LIGHT

4W, IP65

Cone Illuminance Diagram

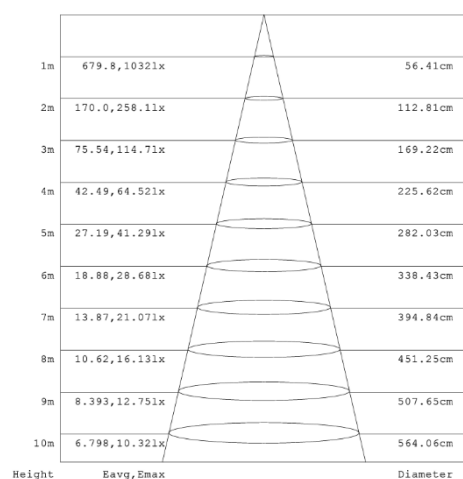
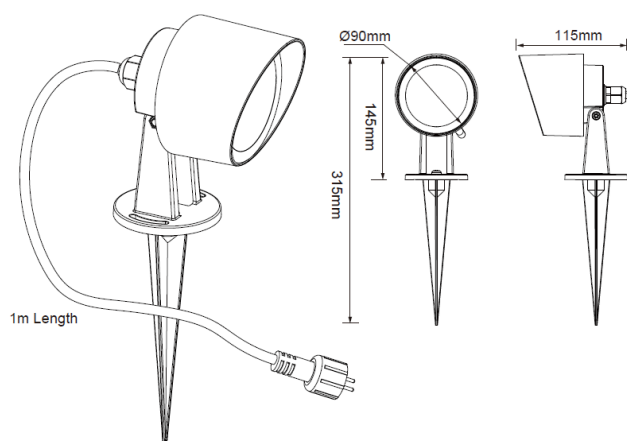


Diagram for RDF0530-25 in 3000K. Other diagrams available on request

Dimension Diagram



Polar Intensity Diagram

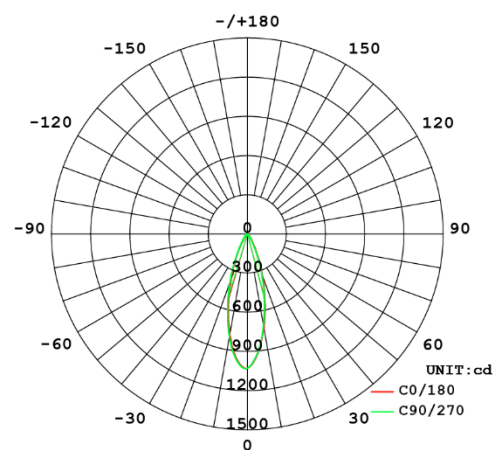


Diagram for RDF0530-25 in 3000K. Other diagrams available on request

Accessories

RDF765LEAD
R35WLEDT

DUOFINCH Link Cable 7650mm
12V AC Transformer 35W IP68

PLEASE NOTE: INFORMATION IN THIS DOCUMENT MAY BE SUBJECT TO CHANGE WITHOUT PRIOR NOTICE

IRE: TEL: +353 1 709 9000
UK: TEL: 0800 973 220
AUS: TEL: +61 7 3890 5444
NZ: TEL: +64 03 668 5285

WEB: ROB.US.COM
WEB: ROB.US.COM
WEB: ROB.US.COM.AU
WEB: ROB.USLED.CO.NZ

LED GROUP EUROPE · UK · AUSTRALIA · NEW ZEALAND · ASIA · MIDDLE EAST · AFRICA