

COMMODORE LED CABINET LIGHT

3.1W, IP20



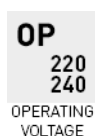

PRODUCT INFORMATION DOCUMENT

CONSTRUCTION

- Carbon steel and aluminium housing
- Polycarbonate diffuser
- Carbon steel bracket
- FR-4 laminate PCB

FEATURES

- Excellent aesthetics to enhance the look of any installation
- Strong and durable and won't easily chip if knocked
- Choice of colour finish to match or contrast most decors
- The head can be semi-recessed, or surface mounted in the base



Product Code:	RCD2P530-01	RCD2P540-01
White	RCD2P530-13	RCD2P540-13
Brushed Chrome		
Comparable to:	20W Halogen	20W Halogen
Total Power (W):	3.1	3.0
Power Factor:	0.55	0.55
Total Light Output (lm):	260	270
Total Emergency Light Output (lm):	NA	NA
Efficacy (lm/cctW):	86	93
Lux at 1m (lux):	90	90
Emergency Lux at 1m (lux):	NA	NA
CCT (K):	3000	4000
CRI:	80	80
SDCM:	6	6
UGR:	30.1	30.1
IP:	20	20
Operation Temperature (°C):	-20 ≤ Ta ≤ +40	-20 ≤ Ta ≤ +40
Inrush Current:	15.2A/3.4ns	15.2A/3.4ns
Energy Class:	G	G
Rated Life to L70B50 (Hrs):	30000	30000
Dimensions ØxH (mm):	71x32	71x32
Cut out (mm):	55	55
Weight (kg):	0.17	0.17

Product is certified to all the relevant standards.

Please contact our technical department for market specific compliances.

PLEASE NOTE: INFORMATION IN THIS DOCUMENT MAY BE SUBJECT TO CHANGE WITHOUT PRIOR NOTICE

IRE: TEL: +353 1 709 9000
 UK: TEL: 0800 973 220
 AUS: TEL: +61 7 3890 5444
 NZ: TEL: +64 03 668 5285

WEB: ROBUS.COM
 WEB: ROBUS.COM
 WEB: ROBUS.COM.AU
 WEB: ROBUSLED.CO.NZ

LED GROUP EUROPE · UK · AUSTRALIA · NEW ZEALAND · ASIA · MIDDLE EAST · AFRICA

COMMODORE LED CABINET LIGHT

3.1W, IP20

Cone Illuminance Diagram

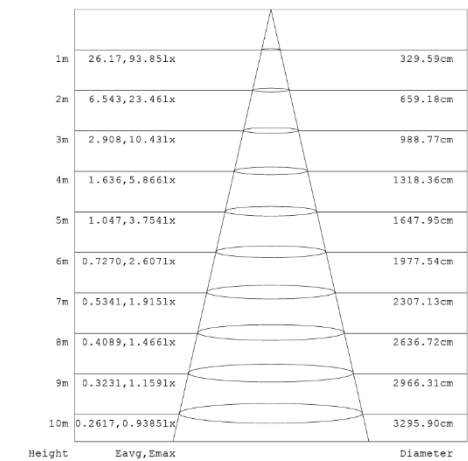
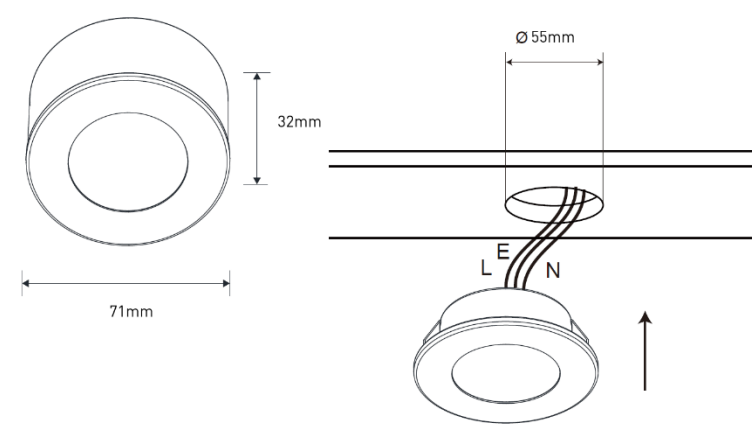


Diagram for RCD2P540-01 in 4000K. Other diagrams available on request

Dimension Diagram



Polar Intensity Diagram

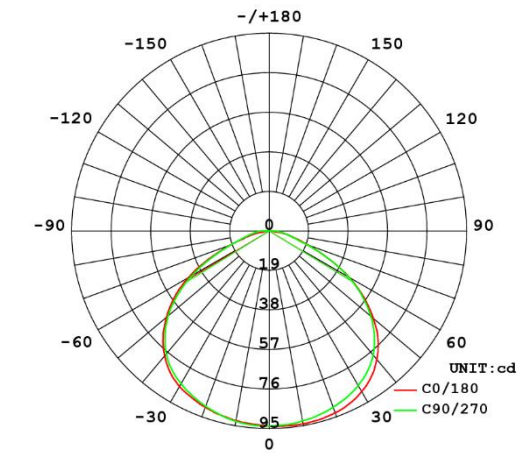


Diagram for RCD2P540-01 in 4000K. Other diagrams available on request

Accessories

NA

PLEASE NOTE: INFORMATION IN THIS DOCUMENT MAY BE SUBJECT TO CHANGE WITHOUT PRIOR NOTICE