


Specification

Microfocus Direct Buried push-in connectors



Microfocus Direct Buried push-in connectors

The Microfocus Direct Buried connectors are designed and produced to connect Direct Buried microducts. They are supplied for a blowing system and are suitable for mini- and microcable applications. The push-in system used throughout the range ensures the microducts can be connected simply and quickly. The connectors have been designed to be strong so that they can be used in Direct Buried applications. In addition, each connector is also waterproof and resistant to high compression forces. A visual inspection of each minicable passage is possible due to the transparent body of each connector and the absence of metal parts ensures they are non-conductive.

Design

- > Suitable for Direct Buried applications
- > Compact size
- > No metal parts
- > Push-fit connectors
- > No tooling required
- > Transparent body allows visual verification of microduct and minicable
- > Working pressure: 20 bar for using blowing system
- > Working temperature: -20/+50 °C
- > Fluid: compressed air with blowing system
- > Microducts to connect: polyethylene HDPE
- > According to standard: CEI EN 50411-2-8
- > Protection class: IP68
- > Year esteemed of life: 25 years



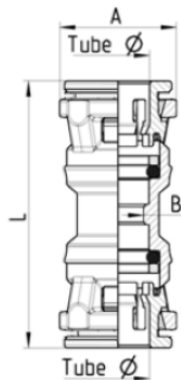
Cable specification

Materials	Body	Polyamide
	Seal	NBR
	Washer	Polyacetal
	Collet	Polyacetal
Working pressure		20 bar for using blowing system
Fluid		Compressed air with blowing system
Microduct to connect		HDPE
Microduct outer diameters		3, 4, 5, 7, 8, 8.5, 10, 12, 12.7, 14, 15, 16, 18 mm
Estimated life		25 years
According to standards		CEI EN 50411-2-8 Rohs
Patent		Connectors patent
Protection class		IP68
Transport and storage temperature		-10/+50 °C
Installation temperature		-10/+50 °C
Working temperature		-20/+50 °C

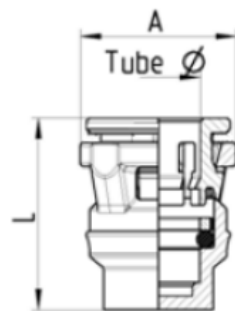
Working pressure	20 bar for using blowing system
Recommend blowing temperature	-15/+35 °C
Outdoor exposure limit	Do not use in direct sunlight

Straight connectors

Microduct Ø	A	B	L	Weight
5/2.1 mm	12.4±0.2 mm	2.1±0.12 mm	39.0±0.5 mm	3 gr
7/3.5 mm	16.3±0.2 mm	3.5±0.12 mm	41.2±0.5 mm	5 gr
7/4 mm	16.3±0.2 mm	4.0±0.12 mm	41.2±0.5 mm	5 gr
8/5 mm	17.7±0.2 mm	5.0±0.12 mm	43.0±0.5 mm	6 gr
10/5,5 mm	20.2±0.2 mm	5.5±0.12 mm	48.0±0.5 mm	8 gr
10/6 mm	20.2±0.2 mm	6.0±0.12 mm	48.0±0.5 mm	8 gr
12/8 mm	23.0±0.2 mm	8.0±0.12 mm	51.7±0.5 mm	10 gr
14/10 mm	25.6±0.2 mm	10.0±0.12 mm	59.2±0.5 mm	15 gr
16/12 mm	30.0±0.2 mm	12.0±0.12 mm	66.0±0.5 mm	23 gr
18/12 mm	33.5±0.2 mm	12.0±0.12 mm	77.0±0.5 mm	35 gr
18/14 mm	33.5±0.2 mm	14.0±0.12 mm	77.0±0.5 mm	34 gr



Straight connector



End connector

End connectors

Microduct Ø	A	L	Weight
3 mm	10.0±0.2 mm	16.5±0.3 mm	1 gr
4 mm	10.0±0.2 mm	16.5±0.3 mm	1 gr
5 mm	12.4±0.2 mm	21.5±0.3 mm	2 gr
7 mm	16.3±0.2 mm	22.6±0.3 mm	3 gr
8 mm	17.7±0.2 mm	23.6±0.3 mm	3 gr
8.5 mm	17.7±0.2 mm	23.6±0.3 mm	3 gr
10 mm	20.2±0.2 mm	26.0±0.3 mm	4 gr
12 mm	23.0±0.2 mm	27.8±0.3 mm	6 gr

12.7 mm	23.0±0.2 mm	27.8±0.3 mm	6 gr
14 mm	25.6±0.2 mm	32.6±0.3 mm	8 gr
15 mm	27.2±0.2 mm	32.9±0.3 mm	9 gr
16 mm	30.0±0.2 mm	36.0±0.3 mm	13 gr
18 mm	33.5±0.2 mm	42.0±0.3 mm	18 gr

Ordering information

Characteristic	Value
Article number	
Description	
Standard Pack Quantity	100 pieces



© Amadys N.V. 2021.

All Rights Reserved. The information contained within this document must not be copied, reprinted or reproduced in any form, either wholly or in part, without the written consent of Amadys N.V. The information is believed correct at the time of issue. Amadys N.V. reserves the right to amend this specification without notice. This specification is not contractually valid unless authorized by Amadys N.V.