

## Tube Distribution Closure (TDC) MK II

Prysmian Part Number: XBFSC00331



### Product description

The Sirocco Tube Distribution Closure (TDC) MK II is a direct bury inline sealed closure (IP 68 Rated) designed for intercepting a blown fibre tube cable / duct assembly to allow multiple spur-off's to smaller blown fibre tube cables or ducts. The TDC MK II can be installed at the time of blown fibre tube cable installation (day one) or fitted over an already installed cable as a retro fit allowing ultimate flexibility for your blown fibre/duct network. The closure offers protection to the accessed tubes and connectors and contains an integral pressure relief valve to prevent accidental over-pressurisation. The product is supplied with a base, cover complete with toggle clips for closing and a pressure relief valve. Rubber seals to seal the in-line cables/ducts are sold separately to suit the required diameter of the cable. Cable glands to distribute the drop cables are supplied separately as required.

### Features and Benefits

- Suitable for Blown Fibre and mini cable applications.
- Robust IP68 construction ensures suitability for direct bury applications.
- Quick release toggle clips reduce installation time and enable rapid re-entry.
- Integral pressure relief valve prevents accidental over-pressurisation.
- For butt applications a plug is available to seal the unused end of the in-line entry port.
- Can accommodate an in-line blown fibre tube cable/duct between 16.5mm and 40mm in diameter.
- Two further drop ports on each end can accommodate cables/ducts of between 14.5mm and 24.5mm in diameter. Up to two small cables/ducts between 10 and 11.5mm in diameter can also be accommodated in each of these ports using a manifold. The manifold can also be used to accommodate up to four cables into an end drop port providing the cables are between 8 and 10mm in diameter.
- A further six drop ports (3 on each side) allow for cables/ducts between 8 and 11.5mm in diameter, or between 14.5 and 16.5mm in diameter.
- Drop cable glands are supplied separately. The closure has knock-out ports for the glands, eliminating the need for plugs in unused ports. A tool is available to knock-out the cable ports.
- The drop cable glands are designed to grip the cables/ducts in two positions. This provides cable retention in both axial and lateral directions. The glands also seal the cable/duct in two positions.
- The Tube Distribution Closure is supplied with an instruction flysheet. A more detailed installation guide is available on request from Prysmian.

#### Kit Contents

The Tube Distribution Closure MKII is supplied with a base, cover, in-line cable clamps, a pressure relief valve and installation instructions. In-line cable seals are available separately to suit the required cable diameter. They are supplied in bags of 10, and each TDC uses two seals. Drop cable glands are also sold separately in bags of 10.

#### Additional Items

- TDC In-line Port Seals
- Cable Seal Kit: 40mm Duct
- TDC Cable Glands
- TDC End of Line Plug
- TDC Silicone Grease
- TDC Silicone Sealant
- Tube End Caps
- Straight Connectors

#### Installation Tools

- TDC Cable Gland Spanner
- TDC Knockout Tool

#### Part Numbers

- XBFSC00331 – Tube distribution

#### © PRYSMIAN GROUP 2012, All Rights Reserved

All sizes and values without tolerances are reference values. Specifications are for product as supplied by Prysmian Group: any modification or alternation afterwards of product may give different results. The information claimed within this document must not be copied, reprinted or reproduced in any form, either wholly or in part, without the written consent of Prysmian Group. This information is believed to be correct at the time of issue. Prysmian Group reserves the right to amend this specification without prior notice. This specification is not contractually valid unless specifically authorised by Prysmian Group.

### Technical Data

- Number of ports: 1x2 In-Line port, 4 End Ports, 6 Side Ports
- Blown Tube Cable Capacities:  
(Based on cables containing 5mm tubes)
 


In-Line Port:	7, 12, 19 and 24 Blown Tube Cables
End Port:	4 x 1, 4, 7 and 12 Blown Tube Cables
Side Port:	1 and 4 Tube Cables
- Dimensions (mm): (l) 550 x (w) 290 x (d) 108
- Material:
 

Closure:	GF Polypropylene (Black)
Toggles:	GF Polypropylene (Orange)
Glands:	Acetal (Black)
Seal:	Rubber (Black)
- Testing:
 

Dry heat:	BS EN 60068-2-2 Test Bb
Damp heat:	IEC 68-2-3
Temperature:	IEC 68-2-14
Vibration:	IEC 60068-2-7: 1995
Shock:	IEC 60068-2-27: 1987

### Port Configurations

(Based on cables containing 5 mm tubes)



**© PRYSMIAN GROUP 2012, All Rights Reserved**

All sizes and values without tolerances are reference values. Specifications are for product as supplied by Prysmian Group: any modification or alternation afterwards of product may give different results. The information claimed within this document must not be copied, reprinted or reproduced in any form, either wholly or in part, without the written consent of Prysmian Group. This information is believed to be correct at the time of issue. Prysmian Group reserves the right to amend this specification without prior notice. This specification is not contractually valid unless specifically authorised by Prysmian Group.

### Additional Items

#### TDC In-Line Port Seals

TDC In-Line Port Seals are used to seal cables into the in-line ports of the TDC. Two seals are required per TDC. The seals are split to enable them to be fitted around a continuous length of cable. A small amount of **Silicone Grease (Part No. XBFSC00260)** and a small amount of **Silicone Sealant (Part No. XKTSC00272)** must be applied to the rubber seal to ensure correct installation.

##### In Line Port Seal Part Numbers


- XBFSC00322 - 17mm-21mm Inline Split Rubber Seal - (pack of 10)
- XBFSC00324 - 21mm-24mm Inline Split Rubber Seal - (pack of 10)
- XBFSC00325 - 24mm-28mm Inline Split Rubber Seal - (pack of 10)
- XBFSC00326 - 28mm-32mm Inline Split Rubber Seal - (pack of 10)
- XBFSC00327 - 32mm-36mm Inline Split Rubber Seal - (pack of 10)
- XBFSC00329 - TDC End of Run Filler Blank - (pack of 5)
- XKTSC00278 - Cable Seal Kit: 40mm Duct

##### Important Note:

For Direct Buried Cables - The Seal size selected must be based on the Inner Sheath Diameter of the cable, as the Outer Sheath is removed before entering the closure to prevent water migrating along the cable between the 2 sheaths.



In Line Ports (2)



#### TDC Cable Glands

TDC Cable Glands are used to install Blown Tube drop cables into the Tube Distribution Closure. The glands contain two grip rings, which provide both lateral and axial cable retention to the Blown Tube cables. Each gland also contains two sealing rings and two o'seals, which provide an IP68 seal around the cable and between the gland and the Tube Distribution Closure. Glands are supplied in either End Port or Side Port configurations.

##### End Port Cable Gland Part Numbers

- XBFSC00216 - 14.5mm to 17mm diameter cables - (pack of 10)
- XBFSC00217 - 17mm to 20mm diameter cables - (pack of 10)
- XBFSC00218 - 22mm to 24.5mm diameter cables - (pack of 10)
- XBFSC00219 - 4 X DB1 (Ø9.5mm) Tube (Pack of 10)

##### Side Port Cable Gland Part Numbers

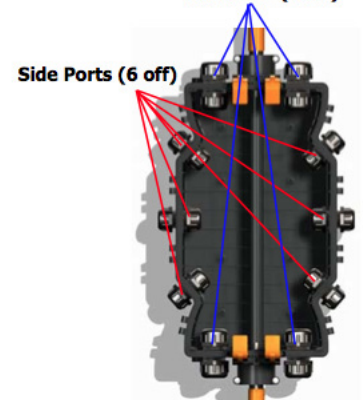
- XBFSC00220 - 8mm to 11.5mm diameter cables - (pack of 10)
- XBFSC00221 - 14.5mm to 16.5mm diameter cables - (pack of 10)

##### Important Note:

For Direct Buried Cables - The Gland size selected must be based on the Inner Sheath Diameter of the cable, as the Outer Sheath is removed before entering the closure to prevent water migrating along the cable between the 2 sheaths.



End Ports (4 off)



## Additional Items

### 5mm Tube End Caps

5mm Tube End Caps are used to provide a watertight seal to the unused ends of the Blown fibre tubes, within the Tube Distribution Closure.

*Prysmian Part No. – XBFSC00076 (pack of 10)*



### 5mm Straight Connectors

5mm Straight Connectors are used to connect Blown Fibre tubes within the Tube Distribution Closure. The connectors provide a watertight seal between the tubes.

*Prysmian Part No. – XBFSC00075 (pack of 10)*



### TDC Silicone Grease

Silicone Grease, is used when installing the TDC In – Line Port Seals. The use of this grease ensures correct and easy installation of the In Line Seals. Grease is required to provide IP68 seal.

One 100g tube will be sufficient for installing approximately 40 TDC's.

*Prysmian Part No. – XBFSC00260 (pack of 5)*



### TDC Silicone Sealant

Silicone Sealant, is used when installing the TDC In Line Port Seals. The use of this sealant ensures correct installation between the In Line Seals and the cable. Sealant is required to provide IP68 seal.

One 310ml cartridge will seal approximately 40 TDC's.

*Prysmian Part No. – XKTSC00272*



## Installation Tools

### TDC Cable Gland Spanner

The TDC Cable gland Spanner is used to install the Cable Glands into the TDC. The spanner is a special size and shape to enable access to the gland nuts on the inside of the closure.

*Prysmian Part No. – XBFSC00250*



### TDC Knock Out Tool Kit

The TDC Knock Out Tool is designed to knock out the side and end ports of the TDC for installation of Side Port and End Port Cable Glands. The kit comes complete with 1 x 40mm Knockout head, 1 x 30mm knockout head and threaded handle.

*Prysmian Part No. – XBFSC00277*



### © PRYSMIAN GROUP 2012, All Rights Reserved

All sizes and values without tolerances are reference values. Specifications are for product as supplied by Prysmian Group: any modification or alternation afterwards of product may give different results. The information claimed within this document must not be copied, reprinted or reproduced in any form, either wholly or in part, without the written consent of Prysmian Group. This information is believed to be correct at the time of issue. Prysmian Group reserves the right to amend this specification without prior notice. This specification is not contractually valid unless specifically authorised by Prysmian Group.



**Additional Items**

**XBFSC00331 Tube Distribution Closure MKII**

Packed Dims (mm): 600 x 310 x 120  
Packed Weight (kg): approx 2.3  
Net weight (kg): approx 2.1

**XBFSC00322 17mm-21mm In-Line Seals**

Packed Dims (mm): 350 x 250 x 100  
Packed Weight (kg): 0.97 (bag of 10)  
Net weight (kg): 0.95 (bag of 10)

**XBFSC00324 21mm-24mm In-Line Seals**

Packed Dims (mm): 350 x 250 x 100  
Packed Weight (kg): 0.87 (bag of 10)  
Net weight (kg): 0.85 (bag of 10)

**XBFSC00325 24mm-28mm In-Line Seals**

Packed Dims (mm): 350 x 250 x 100  
Packed Weight (kg): 0.76 (bag of 10)  
Net weight (kg): 0.74 (bag of 10)

**XBFSC00326 28mm-32mm In-Line Seals**

Packed Dims (mm): 350 x 250 x 100  
Packed Weight (kg): 0.64 (bag of 10)  
Net weight (kg): 0.62 (bag of 10)

**XBFSC00327 32mm-36mm In-Line Seals**

Packed Dims (mm): 350 x 250 x 100  
Packed Weight (kg): 0.47 (bag of 10)  
Net weight (kg): 0.45 (bag of 10)

**XBFSC00329 TDC End of Run Filler Blank**

Packed Dims (mm): TBC  
Packed Weight (kg): TBC (bag of 10)  
Net weight (kg): TBC (bag of 10)

**XKTSC00278 Cable Seal Kit: 40mm Duct**

Packed Dims (mm): TBC  
Packed Weight (kg): TBC (bag of 10)  
Net weight (kg): TBC (bag of 10)

**XBFSC00216 14.5mm to 17mm End Gland**

Packed Dims (mm): 350 x 250 x 100  
Packed Weight (kg): TBC (bag of 10)  
Net weight (kg): TBC (bag of 10)

**XBFSC00217 17mm to 20mm End Gland**

Packed Dims (mm): 350 x 250 x 100  
Packed Weight (kg): 1.11 (bag of 10)  
Net weight (kg): 1.09 (bag of 10)

**XBFSC00218 22mm to 24.5mm End Gland**

Packed Dims (mm): 350 x 250 x 100  
Packed Weight (kg): 0.94 (bag of 10)  
Net weight (kg): 0.92 (bag of 10)

**XBFSC00219 4 X DB1 (Ø9.5mm) Tube**

Packed Dims (mm): 350 x 250 x 100  
Packed Weight (kg): TBC (bag of 10)  
Net weight (kg): TBC (bag of 10)

**XBFSC00220 8mm to 11.5mm Side Gland**

Packed Dims (mm): 350 x 250 x 100  
Packed Weight (kg): 0.92 (bag of 10)  
Net weight (kg): 0.90 (bag of 10)

**XBFSC00221 14.5mm to 16.5mm Side Gland**

Packed Dims (mm): 350 x 250 x 100  
Packed Weight (kg): 0.62 (bag of 10)  
Net weight (kg): 0.60 (bag of 10)

**XBFSC00076 5mm Tube End Caps**

Packed Dims (mm): TBC  
Packed Weight (kg): TBC (bag of 10)  
Net weight (kg): TBC (bag of 10)

**XBFSC00075 5mm Straight Connectors**

Packed Dims (mm): TBC  
Packed Weight (kg): TBC (bag of 10)  
Net weight (kg): TBC (bag of 10)

**XBFSC00260 TDC Silicone Grease**

Packed Dims (mm): 300 x 200 x 50  
Packed Weight (kg): 0.65 (pack of 5)  
Net weight (kg): 0.64 (pack of 5)

**XKTSC00272 TDC Silicone Sealant**

Packed Dims (mm): TBC  
Packed Weight (kg): TBC (pack of 1)  
Net weight (kg): TBC (pack of 1)

**XBFSC00250 TDC Cable Gland Spanner**

Packed Dims (mm): TBC  
Packed Weight (kg): TBC (pack of 1)  
Net weight (kg): TBC (pack of 1)

**XBFSC00277 TDC Knock Out Tool Kit**

Packed Dims (mm): 300 x 200 x 30  
Packed Weight (kg): 0.44 (pack of 1)  
Net weight (kg): 0.43 (pack of 1)

**Test Certificates**

**CERTIFICATE OF TEST**

DATE OF ISSUE: 13 May 2008      CERTIFICATE NUMBER: E1308

PAGE 1 OF 3 PAGES



**ENVIRONMENTAL TEST SERVICES**  
Tel: 0128 927 2220 Fax: 0128 927 2320 Email: info@ets-test.com

APPROVED SIGNATORY



J.A. Fennell  
Laboratory Manager

Customer: Prysmian Telecom Cables & Systems UK Ltd      Order No: 459322603

Address for Delivery No: 012200

Description of Equipment Tested:  
1 off TDC Box  
Marked: 0802C-3 4011  
Serial No: BC19640201\*

\* Number allocated by ETS in the absence of any other unique identification

Tested to: BS EN 60297 BXX

Results: Post test inspection  
No evidence of fluid ingress was found.

Comments: The test item was received on 1 May 2008  
The test was performed on 8 May 2008  
The test was performed in accordance with the Test Specification.  
The post test fluid ingress inspection was performed by Prysmian with ETS witnessing  
All test records for the work detailed above are filed under Route Card No. BC19631.  
The test was performed using calibrated equipment traceable to National Standards.

Prepared by: 

**CERTIFICATE OF TEST**

DATE OF ISSUE: 13 May 2008      CERTIFICATE NUMBER: E1308

PAGE 2 OF 3 PAGES



**ENVIRONMENTAL TEST SERVICES**  
Tel: 0128 927 2220 Fax: 0128 927 2320 Email: info@ets-test.com

APPROVED SIGNATORY



J.A. Fennell  
Laboratory Manager

Customer: Prysmian Telecom Cables & Systems UK Ltd      Order No: 459322603

Address for Delivery No: 012200

Description of Equipment Tested:  
1 off TDC Box  
Marked: 0802C-3 4011  
Serial No: BC19640201\*

\* Number allocated by ETS in the absence of any other unique identification

Tested to: BS EN 60297 BXX  
Water depth: 1.1m  
Duration: 1 hour

Results: Post Test Inspection  
The enclosure was found to be dry inside apart from some water through the suction fan port that had been added for the test.  
There was no evidence of water ingress via the enclosure's own seals.

Comments: The test item was received on 1 May 2008  
The test was performed on 8 May 2008  
The test was performed in accordance with the Test Specification.  
The water temperature was 23°C ± 0.5°C. The test item was pre-conditioned at 23°C ± 2°C before exposure to the test.  
The post test water ingress inspection was performed by the customer with ETS witnessing.  
All test records for the work detailed above are filed under Route Card No. 19631.

Prepared by: 

© PRYSMIAN GROUP 2012, All Rights Reserved

All sizes and values without tolerances are reference values. Specifications are for product as supplied by Prysmian Group: any modification or alternation afterwards of product may give different results. The information claimed within this document must not be copied, reprinted or reproduced in any form, either wholly or in part, without the written consent of Prysmian Group. This information is believed to be correct at the time of issue. Prysmian Group reserves the right to amend this specification without prior notice. This specification is not contractually valid unless specifically authorised by Prysmian Group.