

Tube Distribution Closure (TDC)

MK II

Prysmian Part Number: XBFSC00331



Product description

The Sirocco Tube Distribution Closure (TDC) MK II is a direct bury inline sealed closure (IP 68 Rated) designed for intercepting a blown fibre tube cable / duct assembly to allow multiple spur-offs to smaller blown fibre tube cables or ducts. The TDC MK II can be installed at the time of blown fibre tube cable installation (day one) or fitted over an already installed cable as a retro fit allowing ultimate flexibility for your blown fibre/duct network. The closure offers protection to the accessed tubes and connectors and contains an integral pressure relief valve to prevent accidental over-pressurisation. The product is supplied with a base, cover complete with toggle clips for closing and a pressure relief valve. Rubber seals to seal the in-line cables/ducts are sold separately to suit the required diameter of the cable. Cable glands to distribute the drop cables are supplied separately as required.

DESIGN & CONSTRUCTION

- Suitable for Blown Fibre and mini cable applications.
- Robust IP68 construction ensures suitability for direct bury applications.
- Quick release toggle clips reduce installation time and enable rapid re-entry.
- Integral pressure relief valve prevents accidental over-pressurisation.
- For butt applications a plug is available to seal the unused end of the in-line entry port.
- Can accommodate an in-line blown fibre tube cable/duct between 16.5mm and 40mm in diameter.
- Two further drop ports on each end can accommodate cables/ducts of between 14.5mm and 24.5mm in diameter. Up to two small cables/ducts between 10 and 11.5mm in diameter can also be accommodated in each of these ports using a manifold. The manifold can also be used to accommodate up to four cables into an end drop port providing the cables are between 8 and 10mm in diameter.
- A further six drop ports (3 on each side) allow for cables/ducts between 8 and 11.5mm in diameter, or between 14.5 and 16.5mm in diameter.
- Drop cable glands are supplied separately. The closure has knock-out ports for the glands, eliminating the need for plugs in unused ports. A tool is available to knock-out the cable ports.
- The drop cable glands are designed to grip the cables/ducts in two positions. This provides cable retention in both axial and lateral directions. The glands also seal the cable/duct in two positions.
- The Tube Distribution Closure is supplied with an instruction flysheet. A more detailed installation guide is available on request from Prysmian.

Kit Contents

The Tube Distribution Closure MKII is supplied with a base, cover, in-line cable clamps, a pressure relief valve and installation instructions. In-line cable seals are available separately to suit the required cable diameter. They are supplied in bags of 10, and each TDC uses two seals. Drop cable glands are also sold separately in bags of 10.

Additional Items

- TDC In-line Port Seals
- Cable Seal Kit: 40mm Duct
- TDC Cable Glands
- TDC End of Line Plug
- TDC Silicone Grease
- TDC Silicone Sealant
- Tube End Caps
- Straight Connectors

Installation Tools

- TDC Cable Gland Spanner
- TDC Knockout Tool

Part Numbers

- XBFSC00331 – Tube distribution Closure

Tube Distribution Closure (TDC)

MK II

Technical Data

- Number of ports: 1x2 In-Line port, 4 End Ports, 6 Side Ports
- Blown Tube Cable Capacities:
(Based on cables containing 5mm tubes)

In-Line Port:	7, 12, 19 and 24 Blown Tube Cables
End Port:	4x1, 4, 7 and 12 Blown Tube Cables
Side Port:	1 and 4 Tube Cables
- Dimensions (mm): (l) 550 x (w) 290 x (d) 108
- Material:

Closure:	GF Polypropylene (Black)
Toggles:	GF Polypropylene (Orange)
Glands:	Acetal (Black)
Seal:	Rubber (Black)
- Testing:-

Dry heat:	BS EN 60068-2-2 Test Bb
Damp heat:	IEC 68-2-3
Temperature:	IEC 68-2-14
Vibration:	IEC 60068-2-6: 1995
Shock:	IEC 60068-2-27: 1987

Port Configurations


(Based on cables containing 5mm tubes)

7 to 24 tube in-line

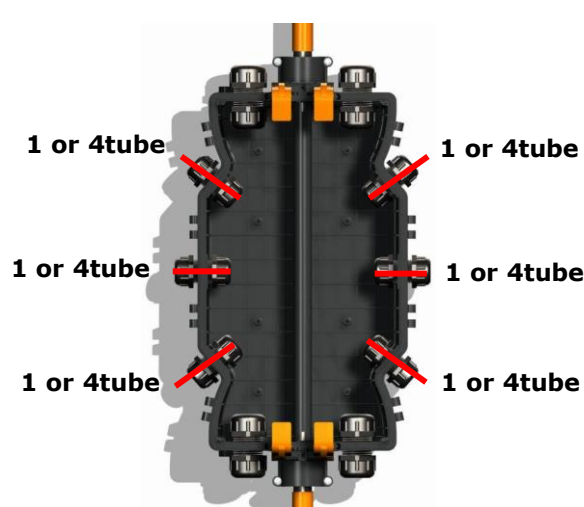


7 to 24 tube in-line

4 to 12 tube (4x1 tube) 4 to 12 tube (4x1 tube)



4 to 12 tube (4x1 tube) 4 to 12 tube (4x1 tube)



Tube Distribution Closure (TDC)

MK II

Additional Items

TDC In-Line Port Seals

TDC In-Line Port Seals are used to seal cables into the in-line ports of the TDC. Two seals are required per TDC. The seals are split to enable them to be fitted around a continuous length of cable. A small amount of **Silicone Grease (Part No. XBFSC00260)** and a small amount of **Silicone Sealant (Part No. XKTSC00272)** must be applied to the rubber seal to ensure correct installation.

In Line Port Seal Part Numbers

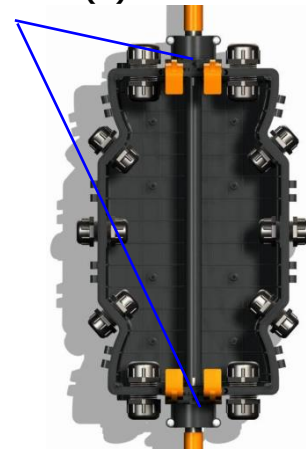
- XBFSC00322** – 17mm-21mm Inline Split Rubber Seal - (pack of 10)
- XBFSC00324** – 21mm-24mm Inline Split Rubber Seal - (pack of 10)
- XBFSC00325** – 24mm-28mm Inline Split Rubber Seal - (pack of 10)
- XBFSC00326** – 28mm-32mm Inline Split Rubber Seal - (pack of 10)
- XBFSC00327** – 32mm-36mm Inline Split Rubber Seal - (pack of 10)
- XBFSC00329** – TDC End of Run Filler Blank - (pack of 5)
- XKTSC00278** – Cable Seal Kit: 40mm Duct

Important Note:

For Direct Buried Cables - The Seal size selected must be based on the Inner Sheath Diameter of the cable, as the Outer Sheath is removed before entering the closure to prevent water migrating along the cable between the 2 sheaths.



In Line Ports (2)



TDC Cable Glands

TDC Cable Glands are used to install Blown Tube drop cables into the Tube Distribution Closure. The glands contain two grip rings, which provide both lateral and axial cable retention to the Blown Tube cables. Each gland also contains two sealing rings and two o'seals, which provide an IP68 seal around the cable and between the gland and the Tube Distribution Closure. Glands are supplied in either End Port or Side Port configurations.

End Port Cable Gland Part Numbers

- XBFSC00216** – 14.5mm to 17mm diameter cables - (pack of 10)
- XBFSC00217** – 17mm to 20mm diameter cables - (pack of 10)
- XBFSC00218** – 22mm to 24.5mm diameter cables - (pack of 10)
- XBFSC00219** – 4 X DB1 (Ø9.5mm) Tube (Pack of 10)

Side Port Cable Gland Part Numbers

- XBFSC00220** – 8mm to 11.5mm diameter cables - (pack of 10)
- XBFSC00221** – 14.5mm to 16.5mm diameter cables - (pack of 10)

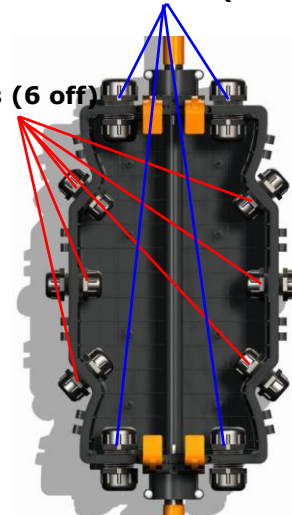
Important Note:

For Direct Buried Cables - The Gland size selected must be based on the Inner Sheath Diameter of the cable, as the Outer Sheath is removed before entering the closure to prevent water migrating along the cable between the 2 sheaths.



End Ports (4 off)

Side Ports (6 off)



Tube Distribution Closure (TDC)

MK II

Additional Items Continued....

5mm Tube End Caps

5mm Tube End Caps are used to provide a watertight seal to the unused ends of the Blown fibre tubes, within the Tube Distribution Closure.

Prysmian Part No. – XBFSC00076 (pack of 10)



5mm Straight Connectors

5mm Straight Connectors are used to connect Blown Fibre tubes within the Tube Distribution Closure. The connectors provide a watertight seal between the tubes.

Prysmian Part No. – XBFSC00075 (pack of 10)



TDC Silicone Grease

Silicone Grease, is used when installing the TDC In – Line Port Seals. The use of this grease ensures correct and easy installation of the In Line Seals. Grease is required to provide IP68 seal. One 100g tube will be sufficient for installing approximately 40 TDC's.

Prysmian Part No. – XBFSC00260 (pack of 5)



TDC Silicone Sealant

Silicone Sealant, is used when installing the TDC In Line Port Seals. The use of this sealant ensures correct installation between the In Line Seals and the cable. Sealant is required to provide IP68 seal. One 310ml cartridge will seal approximately 40 TDC's.

Prysmian Part No. – XKTSC00272




Installation Tools

TDC Cable Gland Spanner

The TDC Cable gland Spanner is used to install the Cable Glands into the TDC. The spanner is a special size and shape to enable access to the gland nuts on the inside of the closure.

Prysmian Part No. – XBFSC00250



TDC Knock Out Tool Kit

The TDC Knock Out Tool is designed to knock out the side and end ports of the TDC for installation of Side Port and End Port Cable Glands. The kit comes complete with 1 x 40mm Knockout head, 1 x 30mm knockout head and threaded handle.

Prysmian Part No. – XBFSC00277



Tube Distribution Closure (TDC)



MK II Logistics

XBFSC00331 Tube Distribution Closure MKII

Packed Dims (mm): 600 x 310 x 120
 Packed Weight (kg): approx 2.3
 Net weight (kg): approx 2.1

XBFSC00322 17mm-21mm In-Line Seals

Packed Dims (mm): 350 x 250 x 100
 Packed Weight (kg): 0.97 (bag of 10)
 Net weight (kg): 0.95 (bag of 10)

XBFSC00324 21mm-24mm In-Line Seals

Packed Dims (mm): 350 x 250 x 100
 Packed Weight (kg): 0.87 (bag of 10)
 Net weight (kg): 0.85 (bag of 10)

XBFSC00325 24mm-28mm In-Line Seals

Packed Dims (mm): 350 x 250 x 100
 Packed Weight (kg): 0.76 (bag of 10)
 Net weight (kg): 0.74 (bag of 10)

XBFSC00326 28mm-32mm In-Line Seals

Packed Dims (mm): 350 x 250 x 100
 Packed Weight (kg): 0.64 (bag of 10)
 Net weight (kg): 0.62 (bag of 10)

XBFSC00327 32mm-36mm In-Line Seals

Packed Dims (mm): 350 x 250 x 100
 Packed Weight (kg): 0.47 (bag of 10)
 Net weight (kg): 0.45 (bag of 10)

XBFSC00329 TDC End of Run Filler Blank

Packed Dims (mm): TBC
 Packed Weight (kg): TBC (bag of 10)
 Net weight (kg): TBC (bag of 10)

XKTSC00278 Cable Seal Kit: 40mm Duct

Packed Dims (mm): TBC
 Packed Weight (kg): TBC (bag of 10)
 Net weight (kg): TBC (bag of 10)

XBFSC00216 14.5mm to 17mm End Gland

Packed Dims (mm): 350 x 250 x 100
 Packed Weight (kg): TBC (bag of 10)
 Net weight (kg): TBC (bag of 10)

XBFSC00217 17mm to 20mm End Gland

Packed Dims (mm): 350 x 250 x 100
 Packed Weight (kg): 1.11 (bag of 10)
 Net weight (kg): 1.09 (bag of 10)

XBFSC00218 22mm to 24.5mm End Gland

Packed Dims (mm): 350 x 250 x 100
 Packed Weight (kg): 0.94 (bag of 10)
 Net weight (kg): 0.92 (bag of 10)

XBFSC00219 4 X DB1 (Ø9.5mm) Tube

Packed Dims (mm): 350 x 250 x 100
 Packed Weight (kg): TBC (bag of 10)
 Net weight (kg): TBC (bag of 10)

XBFSC00220 8mm to 11.5mm Side Gland

Packed Dims (mm): 350 x 250 x 100
 Packed Weight (kg): 0.92 (bag of 10)
 Net weight (kg): 0.90 (bag of 10)

XBFSC00221 14.5mm to 16.5mm Side Gland

Packed Dims (mm): 350 x 250 x 100
 Packed Weight (kg): 0.62 (bag of 10)
 Net weight (kg): 0.60 (bag of 10)

XBFSC00076 5mm Tube End Caps

Packed Dims (mm): TBC
 Packed Weight (kg): TBC (bag of 10)
 Net weight (kg): TBC (bag of 10)

XBFSC00075 5mm Straight Connectors

Packed Dims (mm): TBC
 Packed Weight (kg): TBC (bag of 10)
 Net weight (kg): TBC (bag of 10)

XBFSC00260 TDC Silicone Grease

Packed Dims (mm): 300 x 200 x 50
 Packed Weight (kg): 0.65 (pack of 5)
 Net weight (kg): 0.64 (pack of 5)

XKTSC00272 TDC Silicone Sealant

Packed Dims (mm): TBC
 Packed Weight (kg): TBC (pack of 1)
 Net weight (kg): TBC (pack of 1)


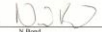
XBFSC00250 TDC Cable Gland Spanner

Packed Dims (mm): TBC
 Packed Weight (kg): TBC (pack of 1)
 Net weight (kg): TBC (pack of 1)

XBFSC00277 TDC Knock Out Tool Kit

Packed Dims (mm): 300 x 200 x 30
 Packed Weight (kg): 0.44 (pack of 1)
 Net weight (kg): 0.43 (pack of 1)

Test Certificates

CERTIFICATE OF TEST	
DATE OF ISSUE: 13 May 2008	CERTIFICATE NUMBER: L348
PAGE 1 OF 1 PAGES	
APPROVED SIGNATORY	
 Environmental Test Services Ltd, Ludlow Close, Woolley, Berks, RG5 4DN ENVIRONMENTAL TEST SERVICES Tel: 0118 927 2220 Fax: 0118 927 2120 Email: info@ets-test.com J A Fowell Laboratory Manager	
Approved to Standard No: 17/2008	Order No: 48302983
Customer: Prysmian Telecom Cables & Systems UK Ltd Chickhill Lane Eastleigh, Hants SO50 6YU	
Description of Equipment Tested: 1 off TDC Box Marked: FISEC-3 4015 Serial No: BC196402501* Manufactured by Prysmian Telecom Cables & Systems UK Ltd	
* Number allocated by ETS in the absence of any other unique identification	
Tested to: BS EN60529 IP6X	
Results: Post test inspection: No evidence of dust ingress was found.	
Comments: The test item was received on 1 May 2008. The test was performed on 8 May 2008. The test was performed in accordance with the Test Specification. The post test dust ingress inspection was performed by Prysmian with ETS witnessing. All test records for the work detailed above are filed under Route Card No. BC19003. The test was performed using calibrated equipment traceable to National Standards.	
Prepared by: 	N Bond

CERTIFICATE OF TEST	
DATE OF ISSUE: 13 May 2008	CERTIFICATE NUMBER: U1308
PAGE 1 OF 1 PAGES	
APPROVED SIGNATORY	
 Environmental Test Services Ltd, Ludlow Close, Woolley, Berks, RG5 4DN ENVIRONMENTAL TEST SERVICES Tel: 0118 927 2220 Fax: 0118 927 2120 Email: info@ets-test.com J A Fowell Laboratory Manager	
Approved to Standard No: 17/2008	Order No: 48302983
Customer: Prysmian Telecom Cables & Systems UK Ltd Chickhill Lane Eastleigh, Hants SO50 6YU	
Description of Equipment Tested: 1 off TDC Box Marked: FISEC-3 4015 Serial No: BC196402501* Manufactured by Prysmian Telecom Cables & Systems UK Ltd	
* Number allocated by ETS in the absence of any other unique identification	
Tested to: BS EN60529 IP6X Water depth: 1.1m Duration: 1 hour	
Results: Post Test Inspection: The enclosure was found to be dry inside apart from some moisture through the suction line port that had been fitted for the dust test. There was no evidence of water ingress via the enclosure's own seals.	
Comments: The test item was received on 1 May 2008. The test was performed on 9 May 2008. The test was performed in accordance with the Test Specification. The water temperature was 23.0°C ±1°C. The test item was preconditioned at 25°C ±2°C before exposure to the test. The post test water ingress inspection was performed by the customer with ETS witnessing. All test records for the work detailed above are filed at ETS under Route Card No. 19003.	
Prepared by: 	N Bond

Please contact your local sales office listed on www.prysmiangroup.com

© Prysmian Group 2023, All Rights Reserved.
 The information contained within this document must not be copied, reprinted or reproduced in any form, either wholly or in part, without the written consent of Prysmian Group. The information is believed correct at the time of issue. Prysmian Group reserves the right to amend this specification without notice. This specification is not contractually valid unless specifically authorised by Prysmian Group.