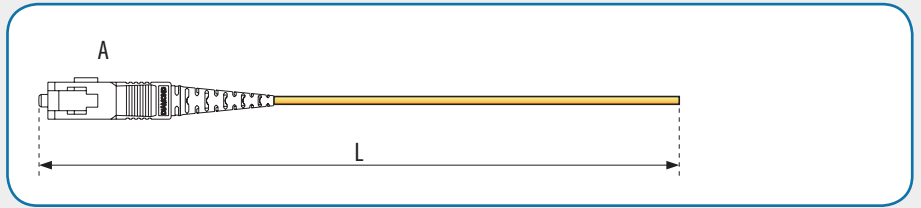


PIGTAILS | PATCHCORDS

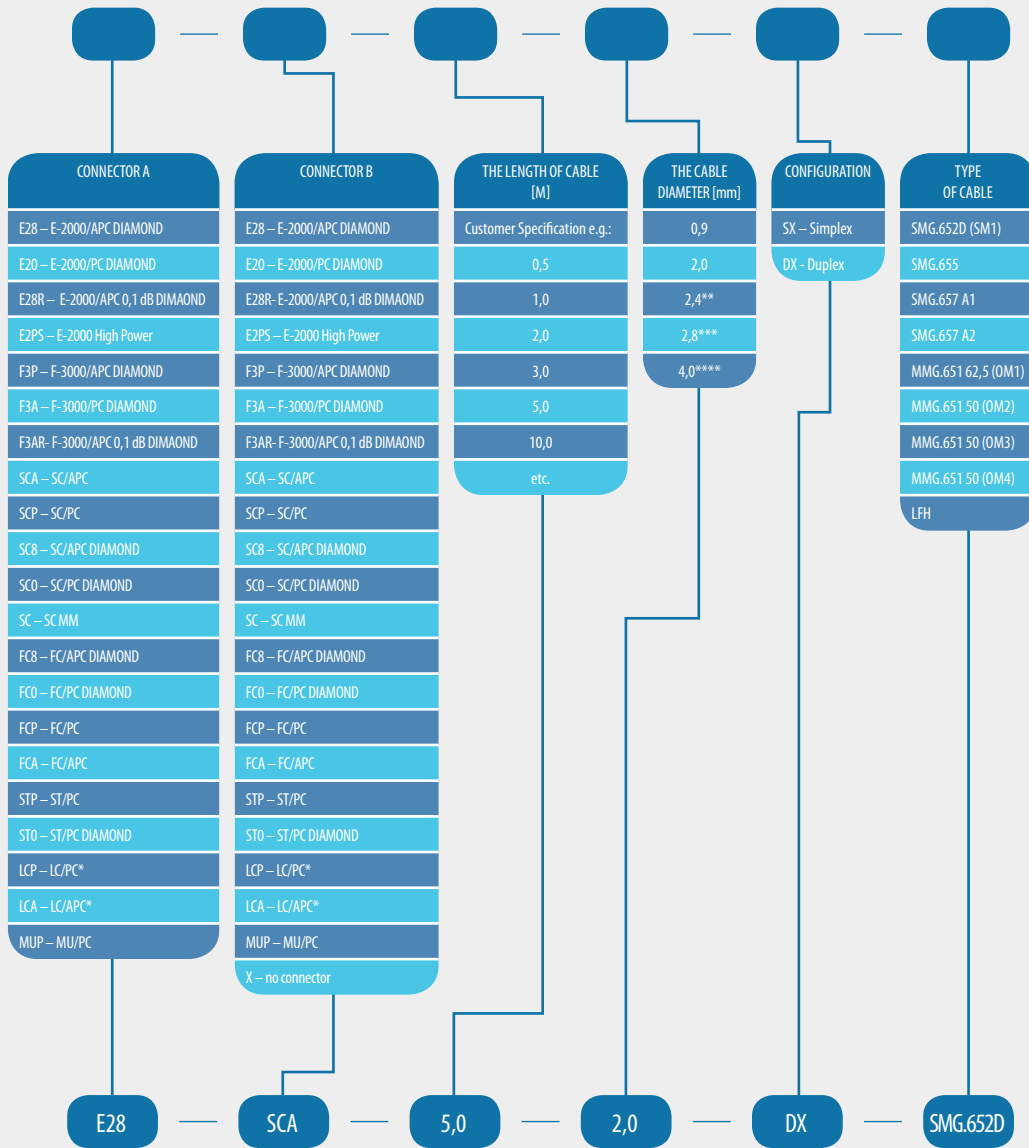
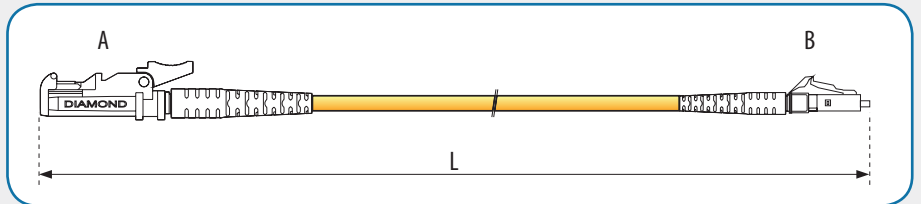
PIGTAIL

one end terminated cable



PATCHCORD

both ends terminated cable



Ordering pigtails: no connector on side B. Ordering patchcords: connectors on sides A and B.
PLEASE NOTE: before choosing the type of boot, please check if it is available for required type of connector.

* For LC connectors boots are also available in 45* and 90* version.

** For multimode cables.


*** For LFH coloured cables are also available.

**** For LFH only white colour is available.

LC CONNECTORS AND ADAPTERS

FEATURES:

- small-form-factor construction, ferrule 1.25 mm
- comply with the standards: IEC 61754-20, PN-EN50377-7-4, ZN-13/TP S.A.-044
- available in PC and APC versions, and in duplex construction



LC Connectors and Adapters


SC CONNECTORS AND ADAPTERS

FEATURES:

- monoblock connector with zirconia ceramic ferrule
- comply with the standards: IEC-61754-4, PN-EN186260:2000, ZN-13/TP S.A.-044
- available in MM, SM, PC and APC versions, and in duplex construction
- SC/APC adapters are also available with translucent protective caps - the fastest and the cheapest method for optical fibre tracing



SC MM Pigtail



SC APC - SC PC Patchcord



*SC/APC Adapter
with translucent protective cap*

ST CONNECTORS AND ADAPTERS



ST Connectors and Adapters

FEATURES:

- monoblock connector with zirconia ceramic ferrule
- comply with the standards: IEC 61754-2, ZN-13/TP S.A.-044
- available in MM and SM PC versions



SINGLE MODE PATCHCORD TECHNICAL SPECIFICATIONS:

| Optical parameters: | Value: |
|---|--------------------------------|
| Parameter (fiber): | |
| Attenuation at 1310 nm (dB/km) | ≤ 0,35 dB |
| Attenuation at 1383 + 3 nm (dB/km) | ≤0.35dB/KM |
| Attenuation at 1490 nm (dB/km) | ≤0.2dB/KM |
| Attenuation at 1550 nm (dB/km) | ≤0.21dB/KM |
| Attenuation at 1625 nm (dB/km) | ≤0.23dB/KM |
| Attenuation change over the range 1285-1330 nm (ref. 1310 nm) (dB/km) | ≤0.03dB/KM |
| Attenuation change over the range 1525-1575 nm (ref. 1550 nm) (dB/km) | ≤0.02dB/KM |
| Attenuation change over the range 1490-1625 nm (ref. 1550 nm) (dB/km) | ≤0.04dB/KM |
| Zero Dispersion Wavelength (nm) | 1300nm-1324nm |
| Zero Dispersion Slope (ps/nm ² .km) | ≤0.091ps/(nm ² .km) |
| Mode Field Diameter at 1310 nm (µm) | (804-8.8)±0.4um |
| Cable Cut-off Wavelength (nm) | ≤1260nm |
| Macrobending loss, 100 turns on mandrel diameter of 30 mm at 1625 nm (dB) | 0.05dB/km |
| Polarization Mode Dispersion (ps/√km) | ≤0.08 |
| Parameter (connector): | |
| Insertion Loss (dB) | ≤0.30dB |
| Return Loss (dB) | ≥55dB |

| Geometrical parameters: | Value: |
|---|-------------|
| Parameter (fiber): | |
| Cladding Diameter (µm) | 124.8±0.7um |
| Cladding non Circularity (%) | ≤0.07% |
| Core concentricity error (µm) | ≤0.5um |
| Primary coating-cladding concentricity error (µm) | ≤12.0um |

| Mechanical parameters: | Value: |
|--|--|
| Parameter (fiber): | |
| Proof stress level (GPa) | 0.69Gpa |
| Coating strip force (average) (N) | 1.7N |
| Coating strip force (peak) (N) | 1.3-8.9 (N) |
| Stress corrosion susceptibility parameter, nd | ≥20nd |
| Tensile strength (median) for 0,5m specimen length (GPa) | ≥2.76Gpa |
| Parameter (connector): | |
| Number of mating cycles without degradation of performance | ≥90% |
| Parameter (cable): | |
| Minimum bend radius without tension (mm) | 5mm |
| Minimum bend radius with tension (mm) | 7.5mm |
| Maximum pulling force (IEC 60794-1-21-E1) (N) | 1000N |
| Crush resistance (IEC 60794-1-21-E3) (N) | Long term 100N/100nm, short term 500N/100nm |
| Impact resistance (IEC 60794-1-21-E4) (N.m) | 4 |

| Environmental parameters: | Value: |
|---|-------------------|
| Parameter (fiber): | |
| Operating Temperature range (IEC-60794-1-F1) | (-10°C) ~ (+50°C) |
| Storage Temperature range | (-25°C) ~ (+80°C) |
| Temperature cycling; -60°C to +85°C (dB/km)* | ≤0.05dB/KM |
| Water immersion; 30 days at 25°C (dB/km)* | ≤0.05dB/KM |
| Dry heat; 30 days at 85°C (dB/km)* | ≤0.05dB/KM |
| Damp heat; 30 days at 85°C – 85 % RH (dB/km)* | ≤0.05dB/KM |

* Change in attenuation at 1550 and 1625 nm from the initial value due to tests

SINGLE MODE PIGTAIL TECHNICAL SPECIFICATIONS:

| Optical parameters: | Value: |
|---|--------------------------------|
| Parameter (fiber): | |
| Attenuation at 1310 nm (dB/km) | ≤ 0,35 dB |
| Attenuation at 1383 + 3 nm (dB/km) | ≤0.35dB/KM |
| Attenuation at 1490 nm (dB/km) | ≤0.2dB/KM |
| Attenuation at 1550 nm (dB/km) | ≤0.21dB/KM |
| Attenuation at 1625 nm (dB/km) | ≤0.23dB/KM |
| Attenuation change over the range 1285-1330 nm (ref. 1310 nm) (dB/km) | ≤0.03dB/KM |
| Attenuation change over the range 1525-1575 nm (ref. 1550 nm) (dB/km) | ≤0.02dB/KM |
| Attenuation change over the range 1490-1625 nm (ref. 1550 nm) (dB/km) | ≤0.04dB/KM |
| Zero Dispersion Wavelength (nm) | 1300nm-1324nm |
| Zero Dispersion Slope (ps/nm ² .km) | ≤0.091ps/(nm ² .km) |
| Mode Field Diameter at 1310 nm (μm) | (804-8.8)±0.4um |
| Cable Cut-off Wavelength (nm) | ≤1260nm |
| Macrobending loss, 100 turns on mandrel diameter of 30 mm at 1625 nm (dB) | 0.05dB/km |
| Polarization Mode Dispersion (ps/√km) | ≤0.08 |
| Parameter (connector): | |
| Insertion Loss (dB) | ≤0.30dB |
| Return Loss (dB) | ≥55dB |

| Geometrical parameters: | Value: |
|---|-------------|
| Parameter (fiber): | |
| Cladding Diameter (μm) | 124.8±0.7um |
| Cladding non Circularity (%) | ≤0.07% |
| Core concentricity error (μm) | ≤0.5um |
| Primary coating-cladding concentricity error (μm) | ≤12.0um |

| Mechanical parameters: | Value: |
|--|--|
| Parameter (fiber): | |
| Proof stress level (GPa) | 0.69Gpa |
| Coating strip force (average) (N) | 1.7N |
| Coating strip force (peak) (N) | 1.3-8.9 (N) |
| Stress corrosion susceptibility parameter, nd | ≥20nd |
| Tensile strength (median) for 0,5m specimen length (GPa) | ≥2.76Gpa |
| Parameter (connector): | |
| Number of mating cycles without degradation of performance | ≥90% |
| Parameter (cable): | |
| Minimum bend radius without tension (mm) | 5mm |
| Minimum bend radius with tension (mm) | 7.5mm |
| Maximum pulling force (IEC 60794-1-21-E1) (N) | 1000N |
| Crush resistance (IEC 60794-1-21-E3) (N) | Long term 100N/100nm, short term 500N/100nm |
| Impact resistance (IEC 60794-1-21-E4) (N.m) | 4 |

| Environmental parameters: | Value: |
|---|-------------------|
| Parameter (fiber): | |
| Operating Temperature range (IEC-60794-1-F1) | (-10°C) ~ (+50°C) |
| Storage Temperature range | (-25°C) ~ (+80°C) |
| Temperature cycling; -60°C to +85°C (dB/km)* | ≤0.05dB/KM |
| Water immersion; 30 days at 25°C (dB/km)* | ≤0.05dB/KM |
| Dry heat; 30 days at 85°C (dB/km)* | ≤0.05dB/KM |
| Damp heat; 30 days at 85°C – 85 % RH (dB/km)* | ≤0.05dB/KM |

* Change in attenuation at 1550 and 1625 nm from the initial value due to tests

MULTI MODE PATCHCORD TECHNICAL SPECIFICATIONS:

| Optical parameters: | |
|---|-------------------------------|
| Parameter (fiber): | Value: |
| Attenuation at 850 nm (dB/km) | ≤2.3dB/KM |
| Attenuation at 1300 nm (dB/km) | ≤0.6dB/KM |
| Zero Dispersion Wavelength (nm) | 1295nm-1320nm |
| Zero Dispersion Slope (ps/nm ² .km) | ≤0.11[PS/nm ² .km] |
| Effective modal Bandwidth at 850 nm (MHz.km) | ≥950/≥2000≥470(MHz.km) |
| Minimum Overfilled Modal Bandwidth at 850 nm (MHz.km) | ≥700/≥1500≥3500(MHz.km) |
| Minimum Overfilled Modal Bandwidth at 1300 nm (MHz.km) | ≥500/≥500≥500(MHz.km) |
| Macrobending loss, 100 turns on mandrel diameter of 75 mm at 850 and 1300 nm (dB) | ≤0.5dB |
| Numerical Aperture | ±0.015 |
| Parameter (connector): | |
| Insertion Loss (dB) | ≤0.3dB |
| Return Loss (dB) | ≥20dB |

| Geometrical parameters: | |
|---|-------------|
| Parameter (fiber): | Value: |
| Cladding Diameter (μm) | 124.8±0.7μm |
| Cladding non Circularity (%) | ≤1.0% |
| Core diameter (μm) | 50±2.5μm |
| Core-cladding concentricity error (μm) | ≤1.0μm |
| Core non-circularity (%) | ≤1.0% |
| Primary coating-cladding concentricity error (μm) | ≤12.0μm |

| Mechanical parameters: | |
|--|--|
| Parameter (fiber): | Value: |
| Proof stress level (GPa) | 0.69Gpa |
| Coating strip force (average) (N) | 1.5N |
| Coating strip force (peak) (N) | ≥1.3N ≤8.9N |
| Stress corrosion susceptibility parameter, nd | ≥20nd |
| Tensile strength (median) for 0,5m specimen length (GPa) | ≥2.76Gpa |
| Parameter (connector): | |
| Number of mating cycles without degradation of performance | ≥90% |
| Parameter (cable): | |
| Minimum bend radius without tension (mm) | 5mm |
| Minimum bend radius with tension (mm) | 7.5mm |
| Maximum pulling force (IEC 60794-1-21-E1) (N) | 1000N |
| Crush resistance (IEC 60794-1-21-E3) (N) | Long term 100N/100nm, short term 500N/100nm |
| Impact resistance (IEC 60794-1-21-E4) (N.m) | 20 |

| Environmental parameters: | |
|---|-------------------|
| Parameter (fiber): | Value: |
| Operating Temperature range (IEC-60794-1-F1) | (-10°C) ~ (+50°C) |
| Storage Temperature range | (-25°C) ~ (+80°C) |
| Temperature cycling; -60°C to +85°C (dB/km)* | ≤0.1dB |
| Water immersion; 30 days at 25°C (dB/km)* | ≤0.1dB |
| Dry heat; 30 days at 85°C (dB/km)* | ≤0.1dB |
| Damp heat; 30 days at 85°C – 85 % RH (dB/km)* | ≤0.1dB |

* Change in attenuation at 850 and 1300 nm from the initial value due to tests

MULTI MODE PIGTAIL TECHNICAL SPECIFICATIONS:

| Optical parameters: | |
|---|-------------------------------|
| Parameter (fiber): | Value: |
| Attenuation at 850 nm (dB/km) | ≤2.3dB/KM |
| Attenuation at 1300 nm (dB/km) | ≤0.6dB/KM |
| Zero Dispersion Wavelength (nm) | 1295nm-1320nm |
| Zero Dispersion Slope (ps/nm ² .km) | ≤0.11[PS/nm ² .km] |
| Effective modal Bandwidth at 850 nm (MHz.km) | ≥950/≥2000≥470(MHz.km) |
| Minimum Overfilled Modal Bandwidth at 850 nm (MHz.km) | ≥700/≥1500≥3500(MHz.km) |
| Minimum Overfilled Modal Bandwidth at 1300 nm (MHz.km) | ≥500/≥500≥500(MHz.km) |
| Macrobending loss, 100 turns on mandrel diameter of 75 mm at 850 and 1300 nm (dB) | ≤0.5dB |
| Numerical Aperture | ±0.015 |
| Parameter (connector): | |
| Insertion Loss (dB) | ≤0.3dB |
| Return Loss (dB) | ≥20dB |

| Geometrical parameters: | |
|---|-------------|
| Parameter (fiber): | Value: |
| Cladding Diameter (μm) | 124.8±0.7um |
| Cladding non Circularity (%) | ≤1.0% |
| Core diameter (μm) | 50±2.5um |
| Core-cladding concentricity error (μm) | ≤1.0um |
| Core non-circularity (%) | ≤1.0% |
| Primary coating-cladding concentricity error (μm) | ≤12.0um |

| Mechanical parameters: | |
|--|--|
| Parameter (fiber): | Value: |
| Proof stress level (GPa) | 0.69Gpa |
| Coating strip force (average) (N) | 1.5N |
| Coating strip force (peak) (N) | ≥1.3N ≤8.9N |
| Stress corrosion susceptibility parameter, nd | ≥20nd |
| Tensile strength (median) for 0,5m specimen length (GPa) | ≥2.76Gpa |
| Parameter (connector): | |
| Number of mating cycles without degradation of performance | ≥90% |
| Parameter (cable): | |
| Minimum bend radius without tension (mm) | 5mm |
| Minimum bend radius with tension (mm) | 7.5mm |
| Maximum pulling force (IEC 60794-1-21-E1) (N) | 1000N |
| Crush resistance (IEC 60794-1-21-E3) (N) | Long term 100N/100nm, short term 500N/100nm |
| Impact resistance (IEC 60794-1-21-E4) (N.m) | 20 |

| Environmental parameters: | |
|---|-------------------|
| Parameter (fiber): | Value: |
| Operating Temperature range (IEC-60794-1-F1) | (-10°C) ~ (+50°C) |
| Storage Temperature range | (-25°C) ~ (+80°C) |
| Temperature cycling; -60°C to +85°C (dB/km)* | ≤0.1dB |
| Water immersion; 30 days at 25°C (dB/km)* | ≤0.1dB |
| Dry heat; 30 days at 85°C (dB/km)* | ≤0.1dB |
| Damp heat; 30 days at 85°C – 85 % RH (dB/km)* | ≤0.1dB |

* Change in attenuation at 850 and 1300 nm from the initial value due to tests