

# PS-19 – 19” PATCH PANEL

## FEATURES:

- termination of up to 144 fibres
- installation in 19” racks with the minimum depth of 300 mm
- installation in 21” and/or 23” racks with the use of AD-19 adapters
- patchcord cables’ protection with the use of PO-1 and/or PO-2 patchcord management shelves
- bearing guided draw-out mechanism
- 70 mm distance between door surface and adapter plate
- application of additional cable gland allows direct outdoor cable (10 mm to 14 mm outer diameter) or multipatchcord entry (option)
- key lock on the panel front (option)
- possibility of doubling the capacity by the use of Duplex LC adapters

## ACCESSORIES:

- adapter plate, splice trays KS-24
- cable organisers and cable ties
- installation kit

## OPTIONAL ACCESSORIES:

- key lock
- cable gland

## TECHNICAL SPECIFICATIONS:

	PS-19/12 1U	PS-19/24 1U	PS-19/48 1U	PS-19/48 2U	PS-19/72 3U	PS-19/96 3U	PS-19/144 4U
number of splice trays	1 x KS-24		2 x KS-24		3 x KS-24		6 x KS-24
maximum number of splices	24		48		72	96	144
adapter capacity	12	24	48		72	96	144
connector standard	E-2000, SC, FC, ST, LC		duplex SC	E-2000, SC, FC, ST, LC		E-2000, SC	E-2000, SC
LC Duplex adapter capacity	24	48*	-	96*	144*	-	-
recommended pigtail length [m], 0.9 mm buffered fibre	2,5						
number of outdoor cable entries	2						
dimensions: width/height/depth [mm]	483/44/200			483/88/200	483/132/200		483/176/200
weight [kg]	2,5		2,9		3,3		4
number of modules	-	-	-	-	-	-	-
module type	-	-	-	-	-	-	-
mounting brackets position	przód						
housing material/colour	steel sheet/RAL 7035						

\* the use of duplex adapters requires a corresponding increase in splice trays number

AVAILABLE FRONT PLATES (OTHER TYPES AVAILABLE ON DEMAND)

**19" ADAPTER PLATE 1U:**

12 x E2000/SC/LCduplex



12 x ST/FC



24 x ST/FC



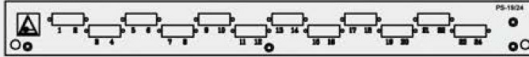
12 x E2000 compact = 24 x connectors E2000



12 x E2000 compact angular = 24 x connectors E2000



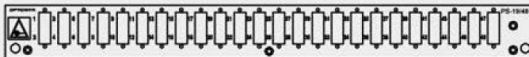
12 x SC duplex



24 x SC/E2000/LCduplex



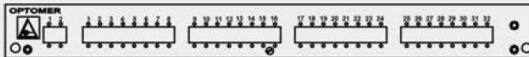
24 x SC duplex



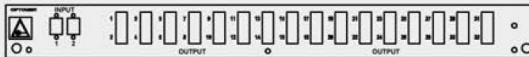
24 E2000 compact = 48 x connectors E2000



for splitter 1(2)x32: 2+32 E2000/SC



2 x 16 SC Dx

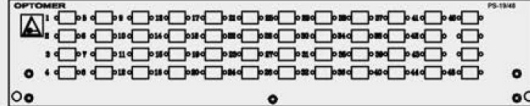


24 x SC/E2000/LCduplex zz (with lock)




**19" ADAPTER PLATE 2U:**


48 x E2000/SC/LCduplex



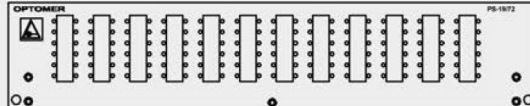
24 x SCduplex



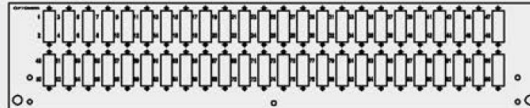
48 x ST/FC



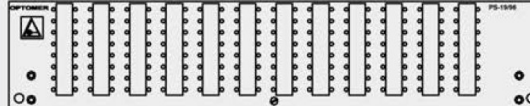
72 x E2000




48 x SCduplex




96 x E2000/SC



SPLITTER 2 x 64 LC Dx



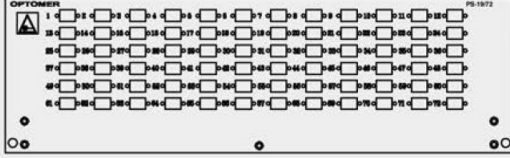
48 x ST/FC zz (with lock)




**19" ADAPTER PLATE 3U:**

**19" ADAPTER PLATE 4U:**

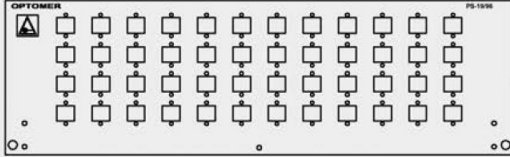
72 x E2000/SC/LCduplex




72 x ST/FC



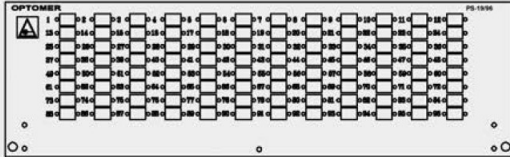
48 x E2000 compact



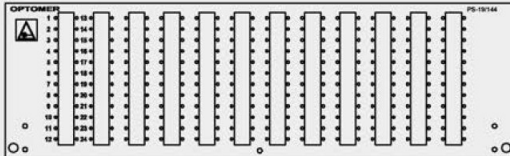
72 x ST/FC zz (with lock)



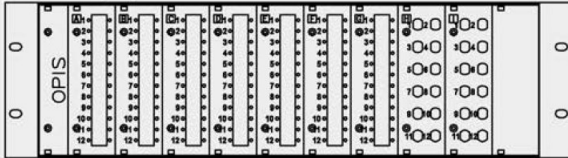
96 x E2000/SC



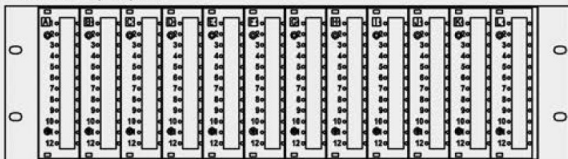
144 x E2000/SC



moduls PS-19/120/3U



moduls PS-19/144/3U



EXAMPLES

