


Fibre Closure BPEO S1

Fibre Closures BPEO can be used for underground, aerial or wall applications. They are mechanical and tool free, support external cable preparation and flexible fibre management.

The Fibre Closure BPEO size 1 organiser can be equipped with up to 12 splice trays, if the closure is used with standard micro cables in mid-span applications. Alternatively, if loose tube cables are to be used in a mid-span application then the splice tray capacity is seven.

The maximum capacity of the organiser is 144 fusion splices, located within 12 trays, or 288 fusion when using low-bend-radius fibre.

The BPEO size 1 comes with a 12-slot or 7-slot organiser, tube structure clamps and installation tool, and a fibre bridge guide.



BPEO S1

Specifications

General sealing: IP68,

5-meter water height, 7 days

Operating temperatures: -40C° to +65C°

Impact test: 20 joules, IK10 (ambient)

Volume: 4.8 litres

Features and benefits	
IP68 design	Reliable and watertight, with an integrated valve for flash on-site testing
Tool-less opening and closing	Quick-and-easy installation
Integrated sealing gasket	Ensures water tightness and remains functional even after several open/close operations
Use of ECAM: External Cable Addition Module	Easy and fast addition of loop and drop cables, without disturbing already installed fibre
ECAM Ports	Modular: supports single- or double-cable entry ports
ECAM Connect Drop connector compatibility	External plugging without opening closure
Efficient use of space	Up to 288 splices in less than 5 litres volume
Fibre organiser	Enables management of tubes in mid-span feeder cables and fibre management, offering the capacity for 144 fusion splices, located within 12 trays, or 288 fusion when using low-bend-optimised fibre with high-density splice trays.

Dimensions overall mm (in)

Closure body	With wall-mount bracket	With pole-mount bracket	With pole-/wall-mount bracket
Length	382 (15.0)	382 (15.0)	382 (15.0)
Width	204 (8.0)	204 (8.0)	204 (8.0)
Depth	92 (3.6)	93 (3.7)	93 (3.7)

Mid-span access

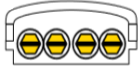









Mid-span entry (uncut)	Yes, except for End-of-Cable closure BPEO-S1-EOC		
	Organiser variant	BPEO-S1- flat organiser, 12 slots	BPEO-S1 -7PAS, 7 slots
Tube Storage	Microstructure	Up to 144 fibres	Up to 288 fibres
	Loose tube 1.4 mm	N/A	Up to 144 fibres

Capacity

Capacity depends directly on the volume of stored/unused fibres/tubes.

Closure size	Number of slots in the organiser	Fusion splices in 2-slot splice tray (standard density for G.652D and G657 fibres)	Fusion splices in 1-slot splice tray (standard density for G.652D and G657 fibres)	Fusion splices in 1-slot splice tray (high density for G.657 fibre)	Fibrlok [®] mechanical splice 2540G (6 ea in 1-slot/ 12 ea in 2-slot splice tray)
12 slots	12	144	144	288	72
7 slots	7	84	84	168	42

BPEO S1: ordering information

Port Configuration	Description	Delivery Unit	Part Number	
	BPEO-S1-EOC End-of-cable closure Organiser holds up to 12 splice trays	N501487A	1	FQ100068185
	BPEO-S1-CDP Cable distribution point for branch cables Organiser holds up to 12 splice trays	N502066A	1	N502066A
	BPEO-S1-CDP-7PAS Cable distribution point for branch cables Organiser holds up to 7 splice trays	N502032A	1	N502032A
	BPEO-S1-EDP End distribution point for branch cables Organiser holds up to 12 splice trays	N502065A	1	N502065A
	BPEO-S1-EDP-7PAS End distribution point for branch cables Organiser holds up to 7 splice trays	N502031A	1	N502031A
	BPEO-S1-FDP-BRANCH Fibre distribution point for branch cables Organiser holds up to 12 splice trays	N501719B	1	UU001507605
	BPEO-S1-FDP-BRANCH-7PAS Fibre distribution point for branch cables Organiser holds up to 7 splice trays	N502030A	1	N502030A
	BPEO-S1-FDP-DROP Fibre distribution point for drop cables Organiser holds up to 12 splice trays	N501714A	1	FQ100080834
	BPEO-S1-FDP-DROP-7PAS Fibre distribution point for drop cables Organiser holds up to 7 splice trays	N502029A	1	N502029A
	BPEO-S1-EDP-DROP Fibre distribution point for drop cables Organiser holds up to 12 splice trays	N502060A	1	N502060A
	BPEO-S1-EDP-DROP-7PAS Fibre distribution point for drop cables Organiser holds up to 7 splice trays	N502061A	1	N502061A

The Fibre Closure BPEO S1 FDP Branch also comes in grey, which can be more attractive when used on façade.

Contact your sales representative for ordering information.

This version is IP56.




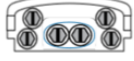



BPEO S1 FDP Branch IP56

Selection table BPEO-S1 12-SLOT ORGANISER



	BPEO-S1 EOC	BPEO-S1 CDP	BPEO-S1 EDP	BPEO-S1 FDP-BRANCH	BPEO-S1 FDP-DROP	BPEO-S1 EDP-DROP
BPEO Size	S1	S1	S1	S1	S1	S1
Volume	< 5 L	< 5 L	< 5 L	< 5 L	< 5 L	< 5 L
Number and types of entry ports with max diameters in mm	4 Single Ports S18	1 Double Port D18 2 Single Ports S18	1 Double Port D18 4 Single Ports S12	1 Double Port D18 10 Single Ports S9.5	1 Double Port D18 16 Single Ports S7	1 Double Port D18 2 Single Ports S9.5 8 single Ports S7
Dual port can be used also	N/A	2 x S12	2 x S12	2 x S12	2 x S12	2 x S12
Cable entry for dual port		ECAM D18	ECAM D18	ECAM D18	ECAM D18	ECAM D18
Cable range		6-18 mm	6-18 mm	6-18 mm	6-18 mm	6-18 mm
Cable entry for port S7					ECAM S6 Drop	ECAM S6 Drop
Cable range selected					3.8-6.2 mm	3.8-6.2 mm
Cable entry for port S7					ECAM S7	ECAM S7
Cable range selected					3-7 mm	3-7 mm
Cable entry for port S9.5				ECAM S9.5		ECAM S9.5
Cable range selected				3.5-9.5mm		ECAM S9.5
Cable entry for port S12		ECAM S12	ECAM S12	ECAM S12	ECAM S12	ECAM S12
Cable range selected		4-12 mm	4-12 mm	4-12 mm	4-12 mm	4-12 mm
Cable entry for port S18	ECAM S18	ECAM S18				
Cable range selected	5-18 mm	5-18 mm				
Organiser capacity	12 slots	12 slots	12 slots	12 slots	12 slots	12 slots
Splice capacity requested Number and types of trays	144/288 12 trays x 12/24 spllices	144/288 12 trays x 12/24 spllices	144/288 12 trays x 12/24 spllices	144/288 12 trays x 12/24 spllices	144/288 12 trays x 12/24 spllices	144/288 12 trays x 12/24 spllices
Splitter capacity	24	24	24	24	24	24

Selection table

BPEO-S1 7-SLOT ORGANISER

	BPEO-S1 CDP -7PAS	BPEO-S1 EDP-7PAS	BPEO-S1-FDP BRANCH-7PAS	BPEO-S1-FDP DROP-7PAS	BPEO-S1- EDP- DROP-7PAS
					
BPEO Size	S1	S1	S1	S1	S1
Volume	< 5 L	< 5 L	< 5 L	< 5 L	< 5 L
Number and types of entry ports with max diameters in mm	1 Double Port D18 2 Single Ports S18	1 Double Port D18 4 Single Ports S12	1 Double Port D18 10 Single Ports S9.5	1 Double Port D18 16 Single Ports S7	1 Double Port D18 2 Single Ports S9.5 8 single Ports S7
Dual port can also be used	2 x S12	2 x S12	2 x S12	2 x S12	2 x S12
Cable entry for dual port	ECAM D18	ECAM D18	ECAM D18	ECAM D18	ECAM D18
Cable range	6-18 mm	6-18 mm	6-18 mm	6-18 mm	6-18 mm
Cable entry for port S7				ECAM S6 Drop	ECAM S6 Drop
Cable range selected				3.8-6.2 mm	3.8-6.2 mm
Cable entry for port S7				ECAM S7	ECAM S7
Cable range selected				3-7 mm	3-7 mm
Cable entry for port S9.5			ECAM S9.5		ECAM S9.5
Cable range selected			3.5-9.5 mm		ECAM S9.5
Cable entry for port S12	ECAM S12	ECAM S12	ECAM S12	ECAM S12	ECAM S12
Cable range selected	4-12 mm	4-12 mm	4-12 mm	4-12 mm	4-12 mm
Cable entry for port S18	ECAM S18				
Cable range selected	5-18 mm				
Organiser capacity	7 slots	7 slots	7 slots	7 slots	7 slots
Splice capacity requested Number and types of trays	84/168 7 trays x 12/24 splices	84/168 7 trays x 12/24 splices	84/168 7 trays x 12/24 splices	84/168 7 trays x 12/24 splices	84/168 7 trays x 12/24 splices
Splitter capacity	14	14	14	14	14

Mounting brackets

Type	Description	Delivery Unit	Part Number	Application
	Pole Plastic Bracket for use with fibre closures BPEO size 1 & size 1.5 N711892A	5	UU004018741	Pole
	Wall/Pole Plastic Bracket for use with fibre closures BPEO size 1 & size 1.5 N711599A	5	FQ100075909	Wall/Manhole/ Pole

Separate specification documents provide information on ECAMs and splice trays, as well as compatible cables. A complete fibre closure catalogue is available on [our web site](#), with literature code CRR 917.

CORNING

Corning Optical Communications GmbH & Co. KG • Leipziger Strasse 121 • 10117 Berlin, GERMANY
+00 800 2676 4641 • FAX: +49 30 5303 2335 • www.corning.com/opcomm/emea

Corning Optical Communications reserves the right to improve, enhance, and modify the features and specifications of Corning Optical Communications products without prior notification. A complete listing of the trademarks of Corning Optical Communications is available at www.corning.com/opcomm/trademarks. All other trademarks are the properties of their respective owners. Corning Optical Communications is ISO 9001 certified. © 2020 Corning Optical Communications. All rights reserved. BPEO S1_EMEA_BEN / May 2020