








Description

Netceed’s high-quality glass fiber reinforced rods provide excellent adhesion properties with their outer PVC coating. This construction gives superior bending elasticity which makes it ideal for short to long installations into ducts. It is an ideal and fast way of installing draw ropes and winch ropes into ducts in preparation for cable pulling operations.

Key Features

- Continuous rod on a free standing frame, featuring guide rings and reel brake
- Rod comes complete with guide tips
- Single or Duo rod versions available

Single Models					
Diameter → Length ↓	Ø3mm	Ø4.5mm	Ø7mm	Ø9mm	Ø11mm
30m	MTA4030A13	-	-	-	-
60m	-	MTA4029A6	-	-	-
80m	-	MTA4029A80	MTA4027	-	-
100m	-	-	MTA4028	-	-
150m	-	-	-	MTA4019-1	MTA4020-2
200m	-	-	-	-	MTA4022-2
300m	-	-	-	-	MTA4024-2
Image					
Duo Models					
Diameter → Length ↓	MTA4028-1 60 + 100m		MTA4029-6 30 + 60m		
30m	-		Ø3mm		
60m	Ø4.5mm		Ø4.5mm		
100m	Ø7mm		-		
Image					

Part Number: As Listed